

OPERATING RESULTS OF LATVIAN COMMERCIAL BANKS

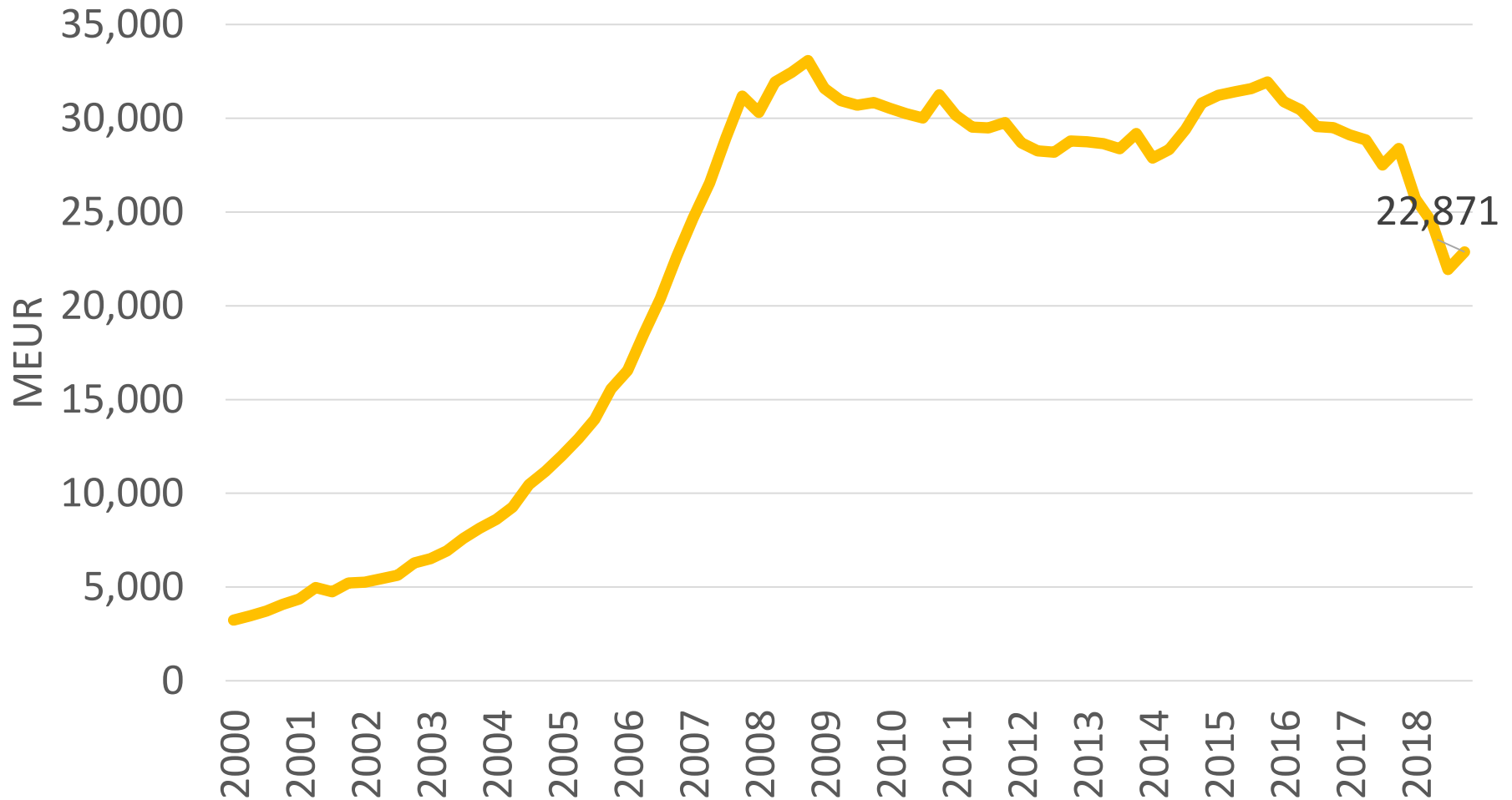
4th quarter 2018

CONTENTS

1. Gross assets
2. Capital
3. Profit
4. Issued loans
5. Deposits
6. Assets under management and administration
7. Financial ratios

1. GROSS ASSETS

Gross assets of Latvian banking sector 2000-2018



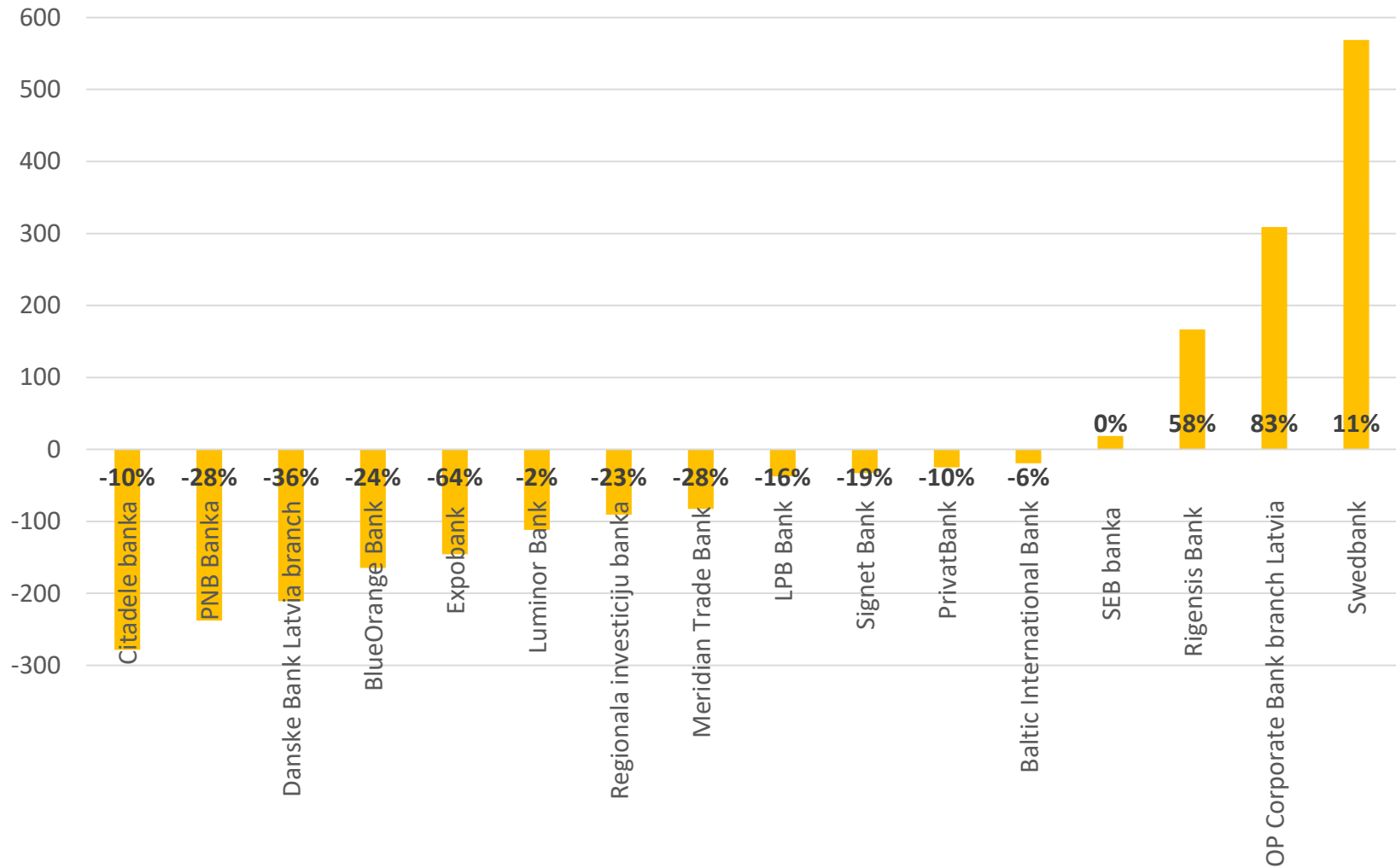
Gross assets of Latvian banking sector

- Total gross assets of Latvian commercial banks were EUR 22.9 billion as of December 31, 2018;
- The value of assets has negative trend since the beginning of 2016. The decrease is EUR 9.1 billion or -28% since the beginning of 2016.
- The value of assets has decreased by EUR 5.5 billion or -19% since the beginning of 2018. However, the value has increased by EUR 0.9 billion or 4% in the 4th quarter 2018.
- Total assets' value decreased due to banks' strategic changes, change of business models and optimization of capital expenses and cancellation of ABLV Bank's licence.

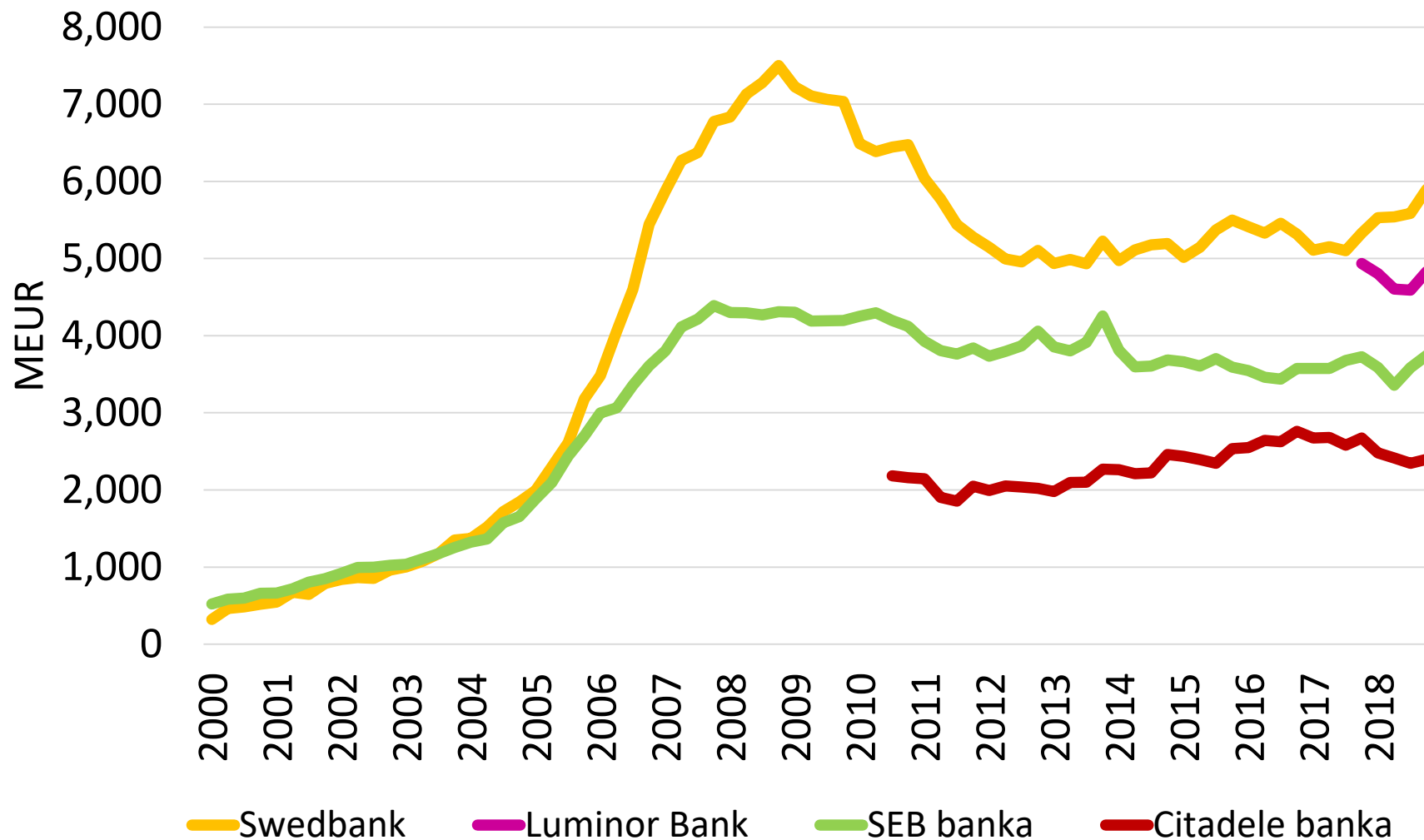
Gross assets as of 31.12.2018., MEUR

Name	Value	Change in 2018	
Swedbank	5,899.8	569.0	10.7%
Luminor Bank	4,832.4	-111.7	-2.3%
SEB banka	3,743.9	18.6	0.5%
Citadele banka	2,395.6	-278.4	-10.4%
OP Corporate Bank branch Latvia	681.8	309.0	82.9%
PNB Banka	619.6	-237.8	-27.7%
BlueOrange Bank	516.7	-164.7	-24.2%
Rigensis Bank	455.7	166.5	57.6%
Danske Bank Latvia branch	380.2	-210.9	-35.7%
Regionala investiciju banka	305.3	-90.7	-22.9%
Baltic International Bank	301.7	-19.2	-6.0%
PrivatBank	233.2	-25.0	-9.7%
Meridian Trade Bank	211.8	-82.7	-28.1%
LPB Bank	198.1	-37.5	-15.9%
Signet Bank	143.1	-32.8	-18.6%
Expobank	82.2	-145.5	-63.9%
Total banking industry	22,870.7	-5,526.7	-19.5%
Altum	541.7	n/a	n/a

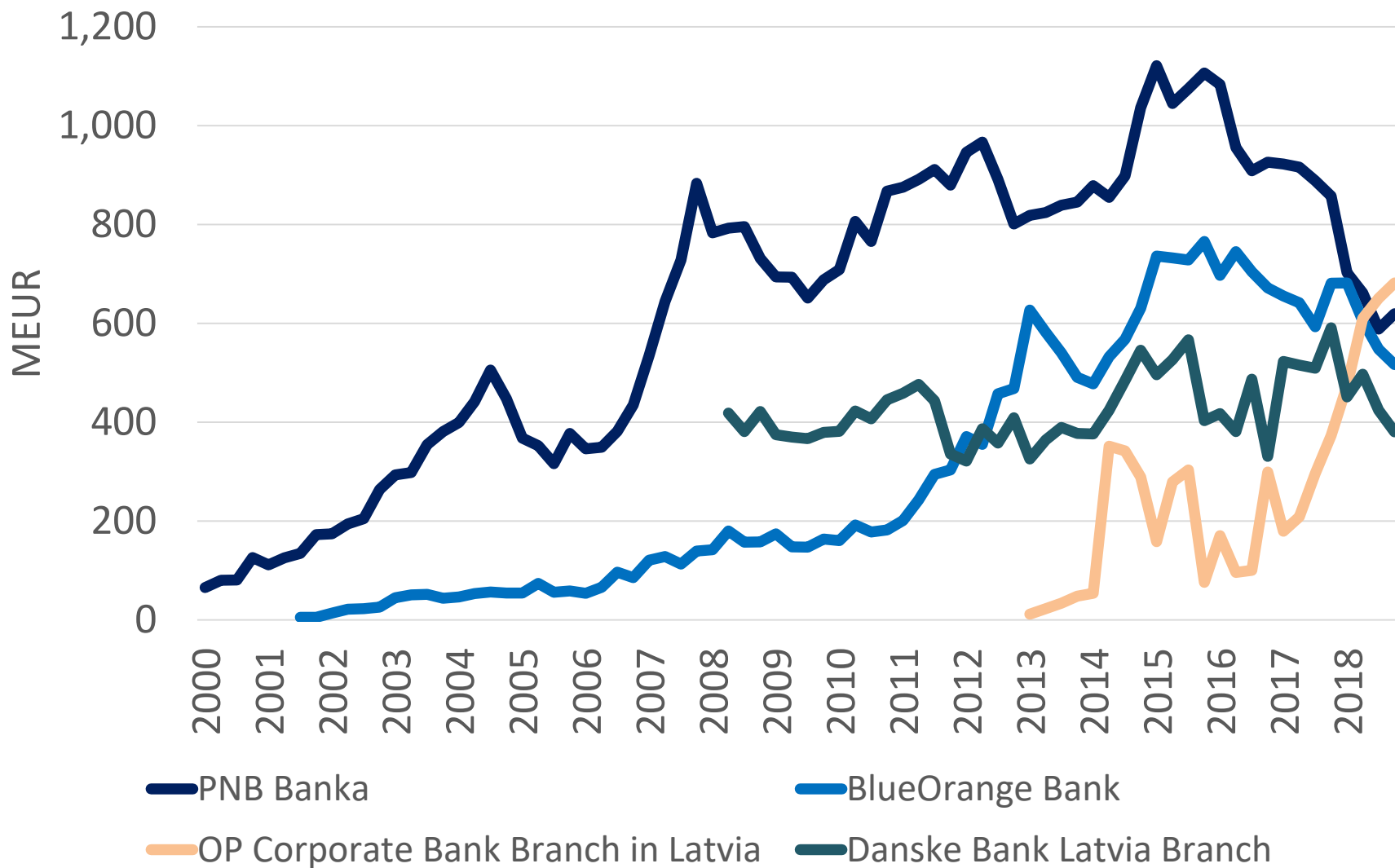
Change of gross assets 31.12.2018. vs 31.12.2017., MEUR



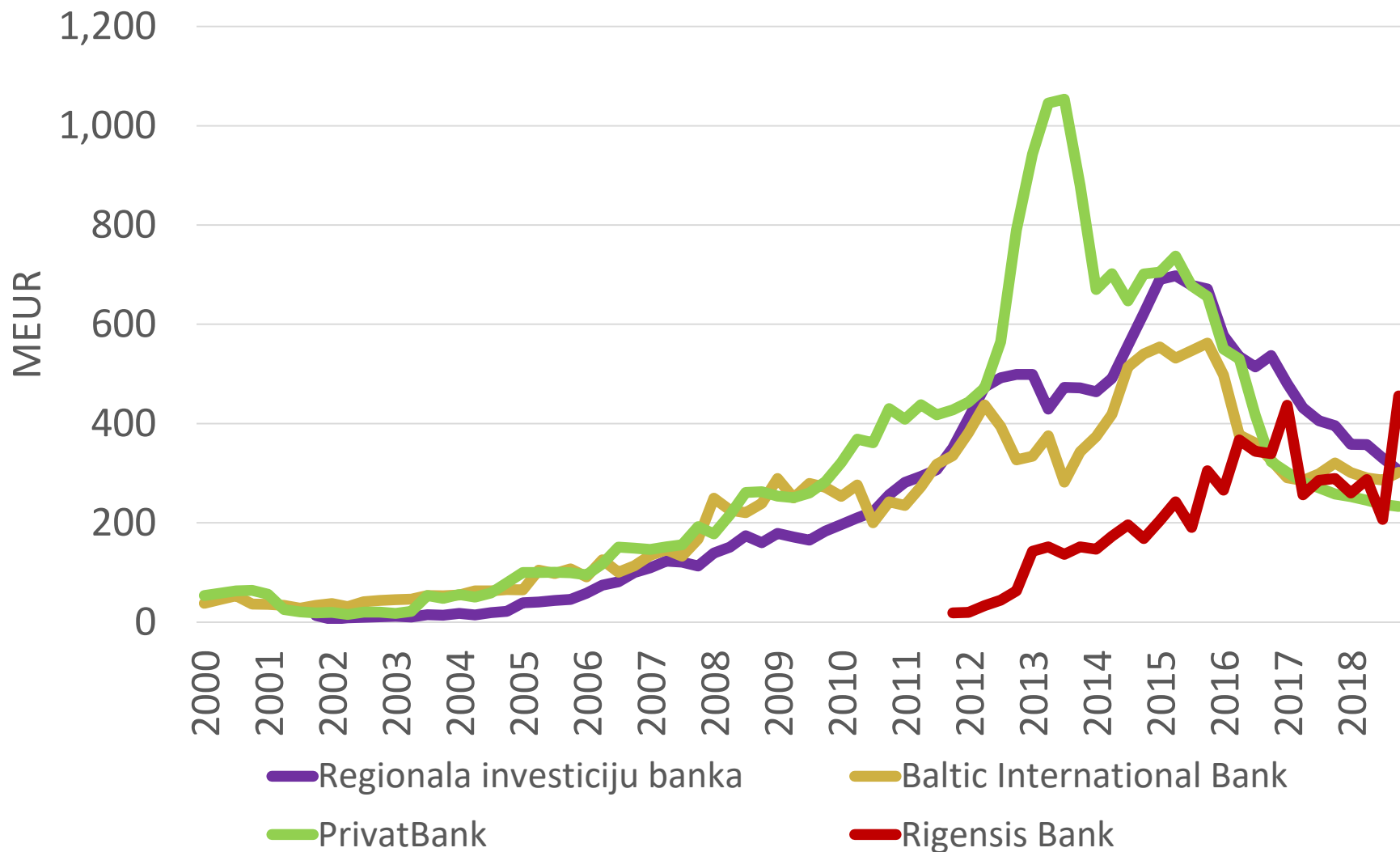
Banks' gross assets 2000-2018 (1)



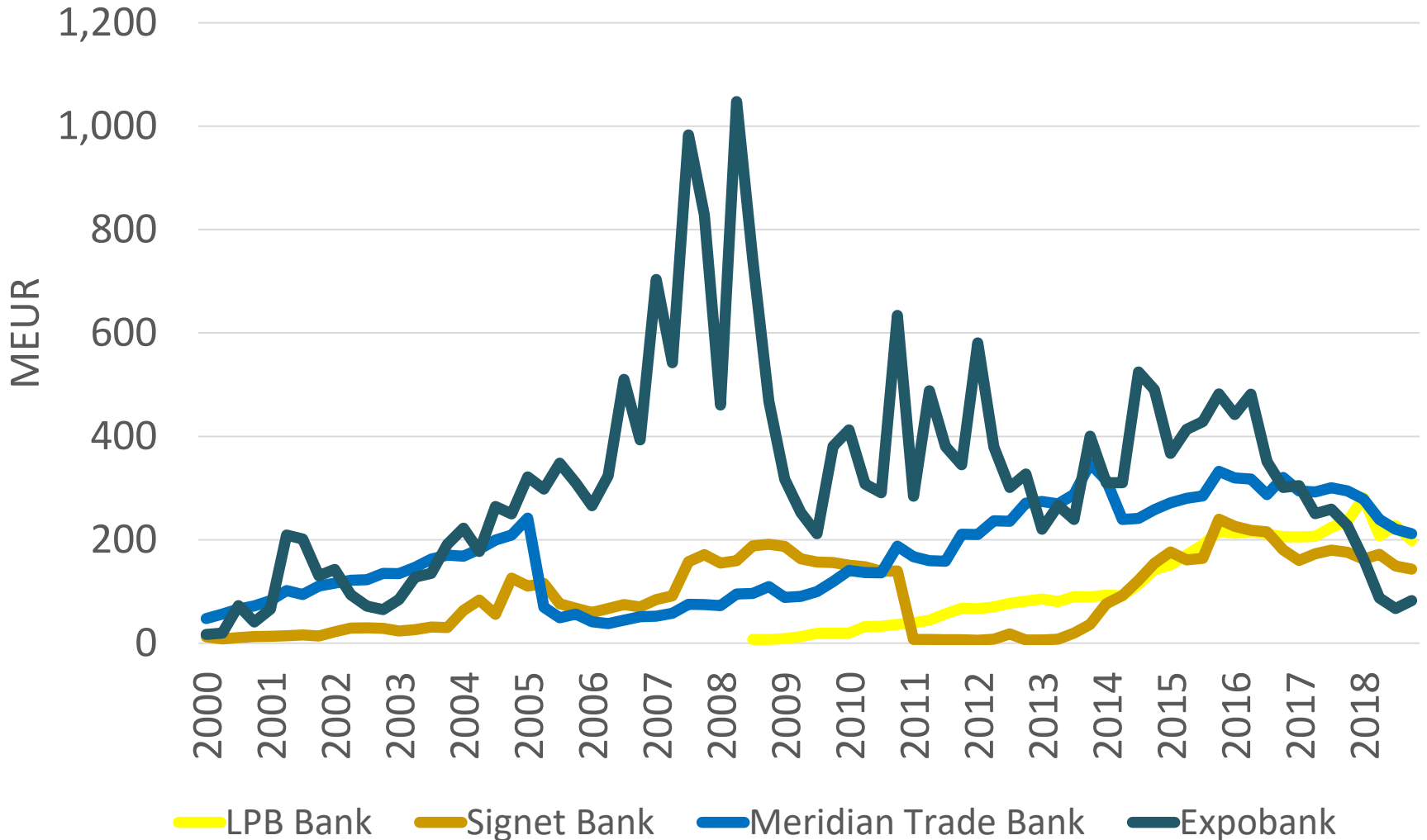
Banks' gross assets 2000-2018 (2)



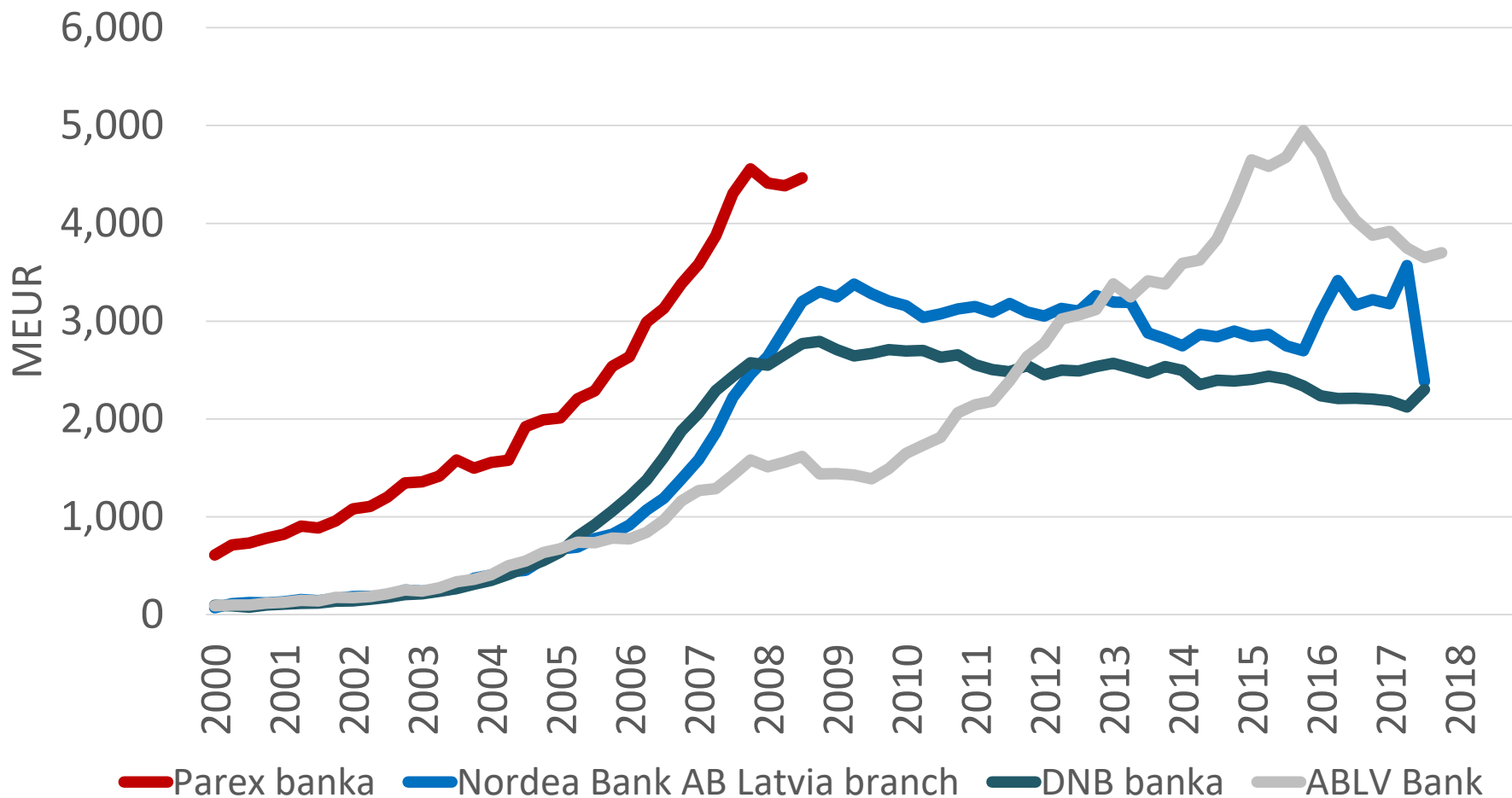
Banks' gross assets 2000-2018 (3)



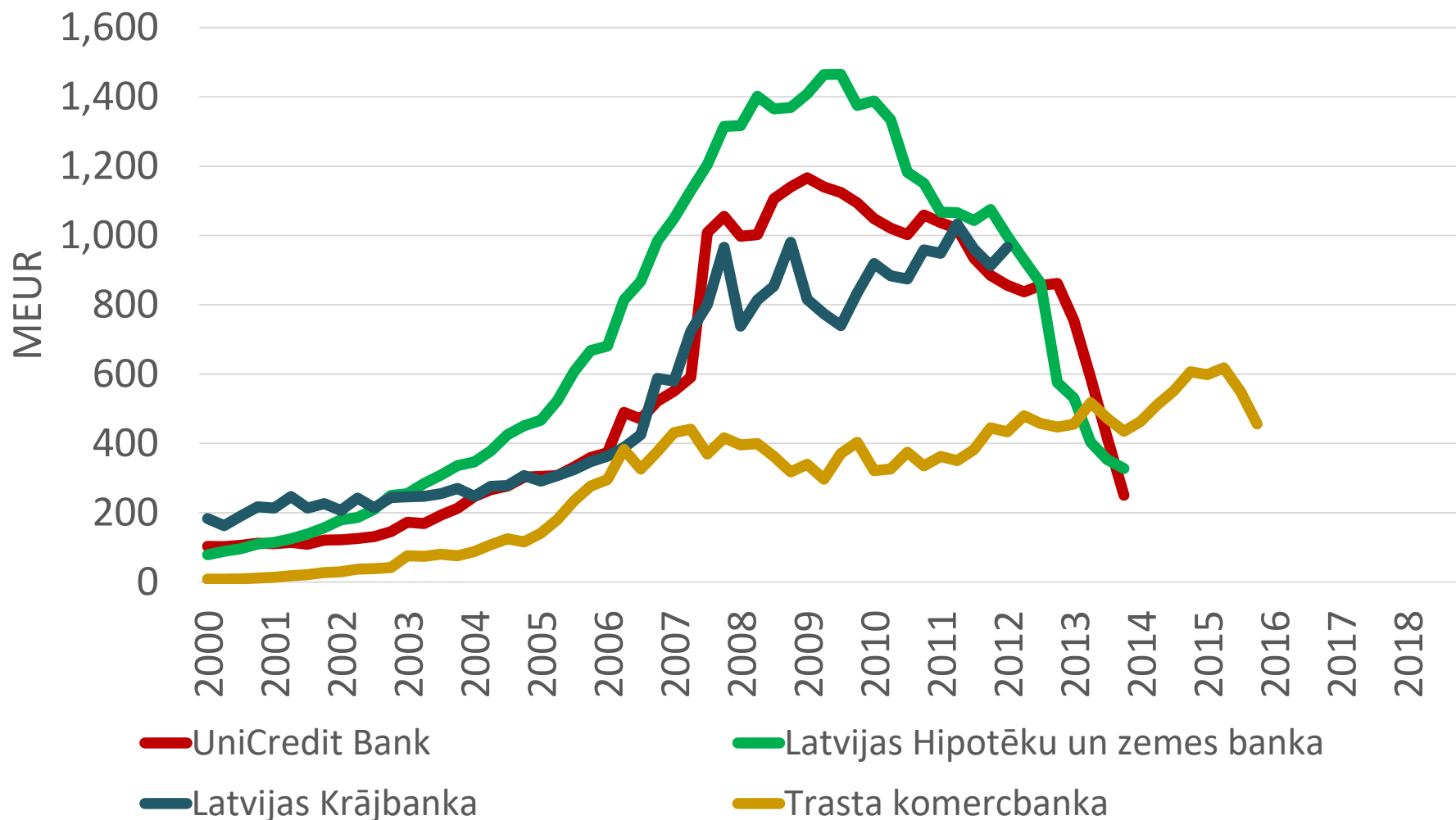
Banks' gross assets 2000-2018 (4)



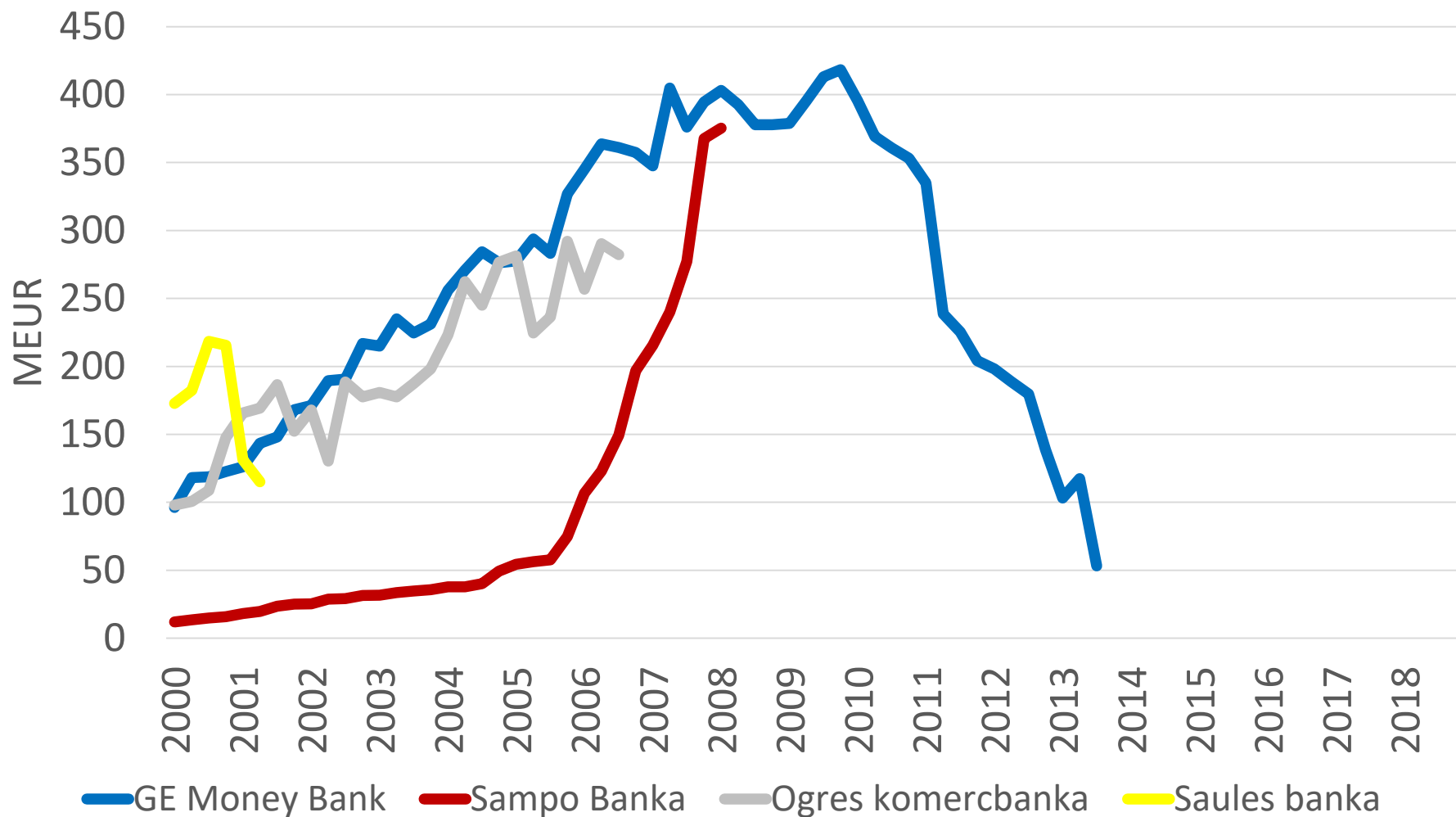
Historic: banks' gross assets 2000-2018 (1)



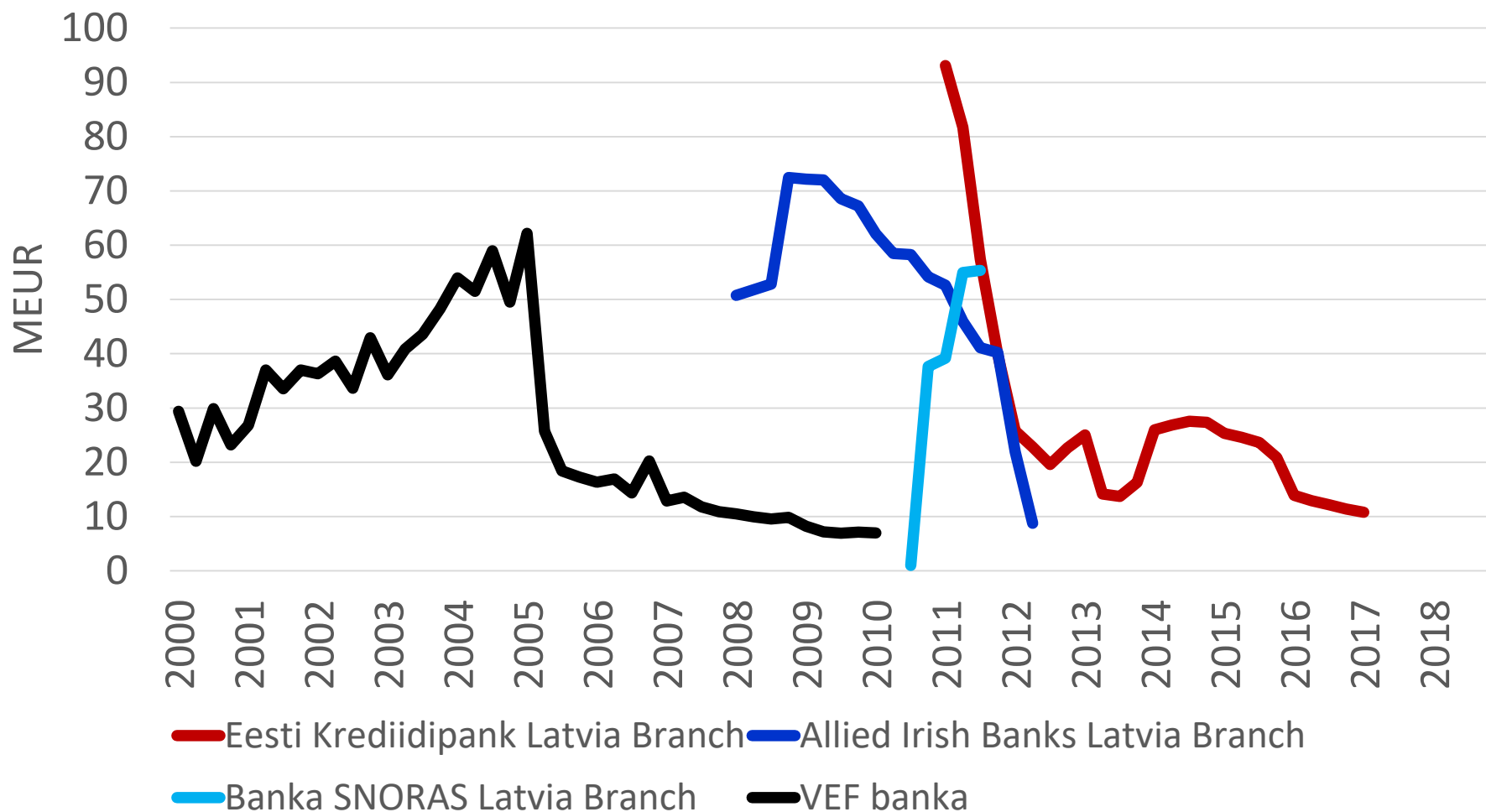
Historic: banks' gross assets 2000-2018 (2)



Historic: banks' gross assets 2000-2018 (3)

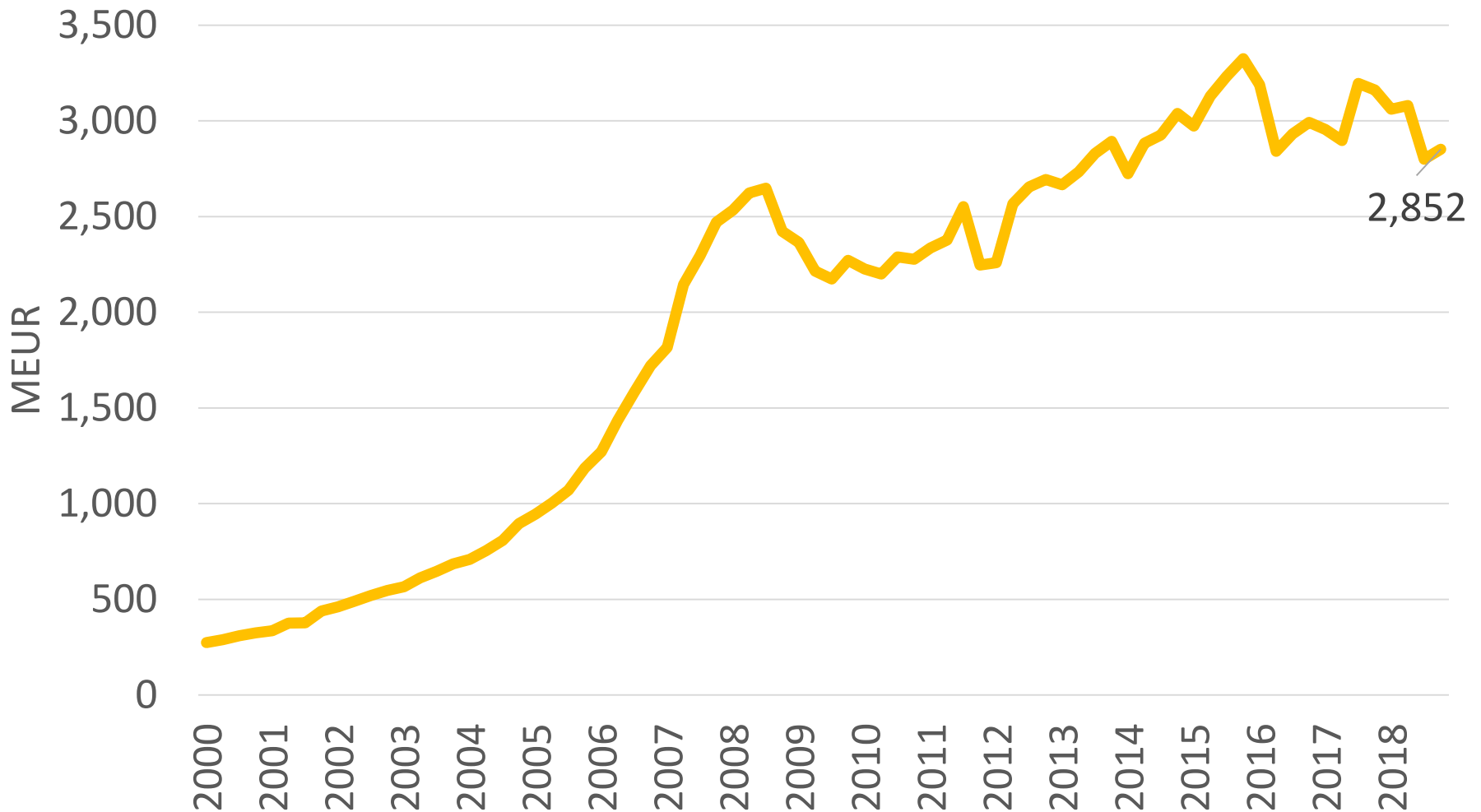


Historic: banks' gross assets 2000-2018 (4)



2. CAPITAL

Capital of Latvian banking sector 2000-2018



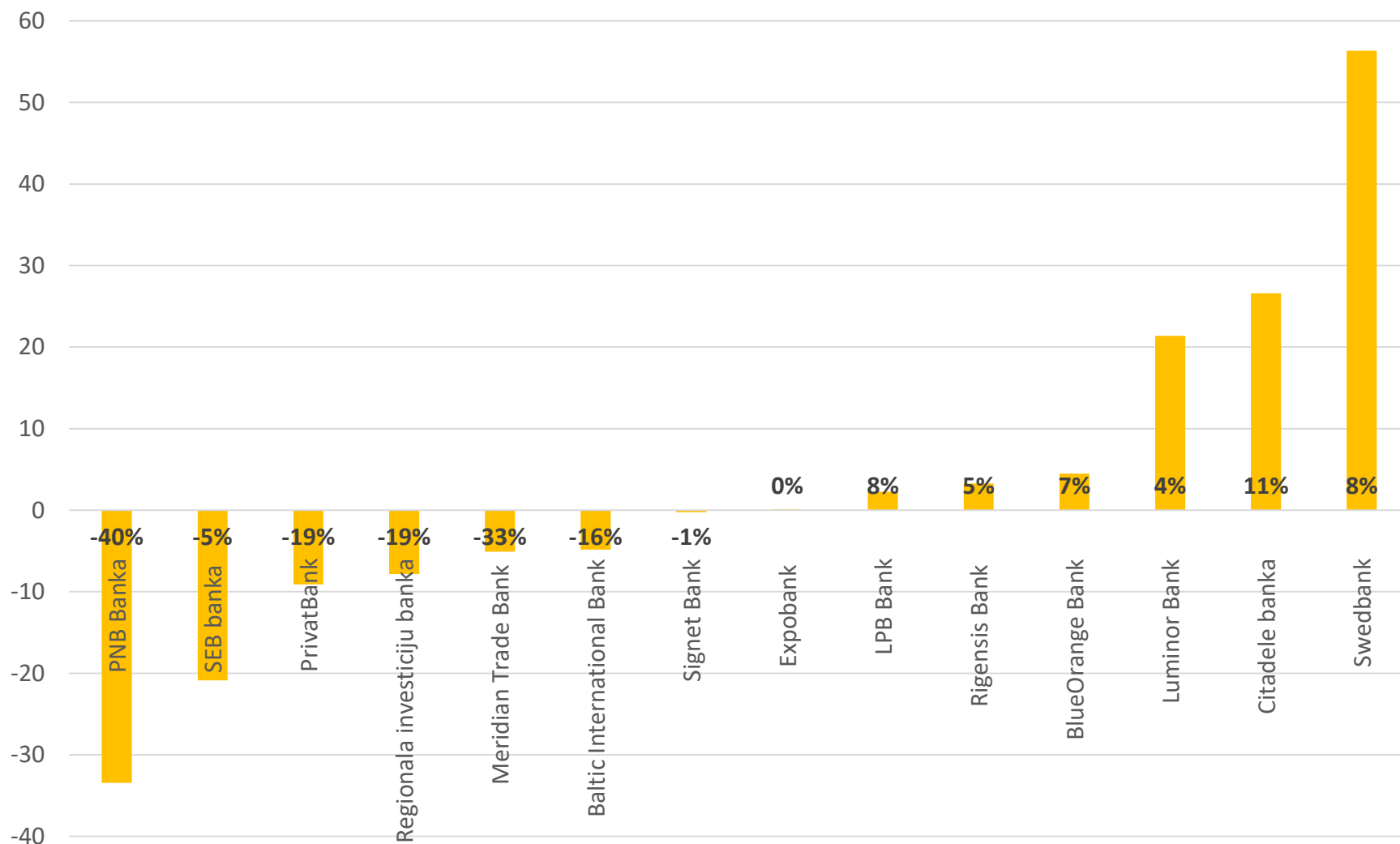
Capital of Latvian banking sector

- Total capital of the Latvian banking sector was EUR 2.9 billion as of December 31, 2018;
- Total capital decreased by EUR -0.3 billion or -10% in 2018;
- The largest capital value was reached in 2015, it was EUR 3.3 billion. Since then total capital has decreased by EUR -0.5 billion or -14%.
- Total capital decreased due to optimization of capital expenses and cancellation of ABLV Bank's licence.

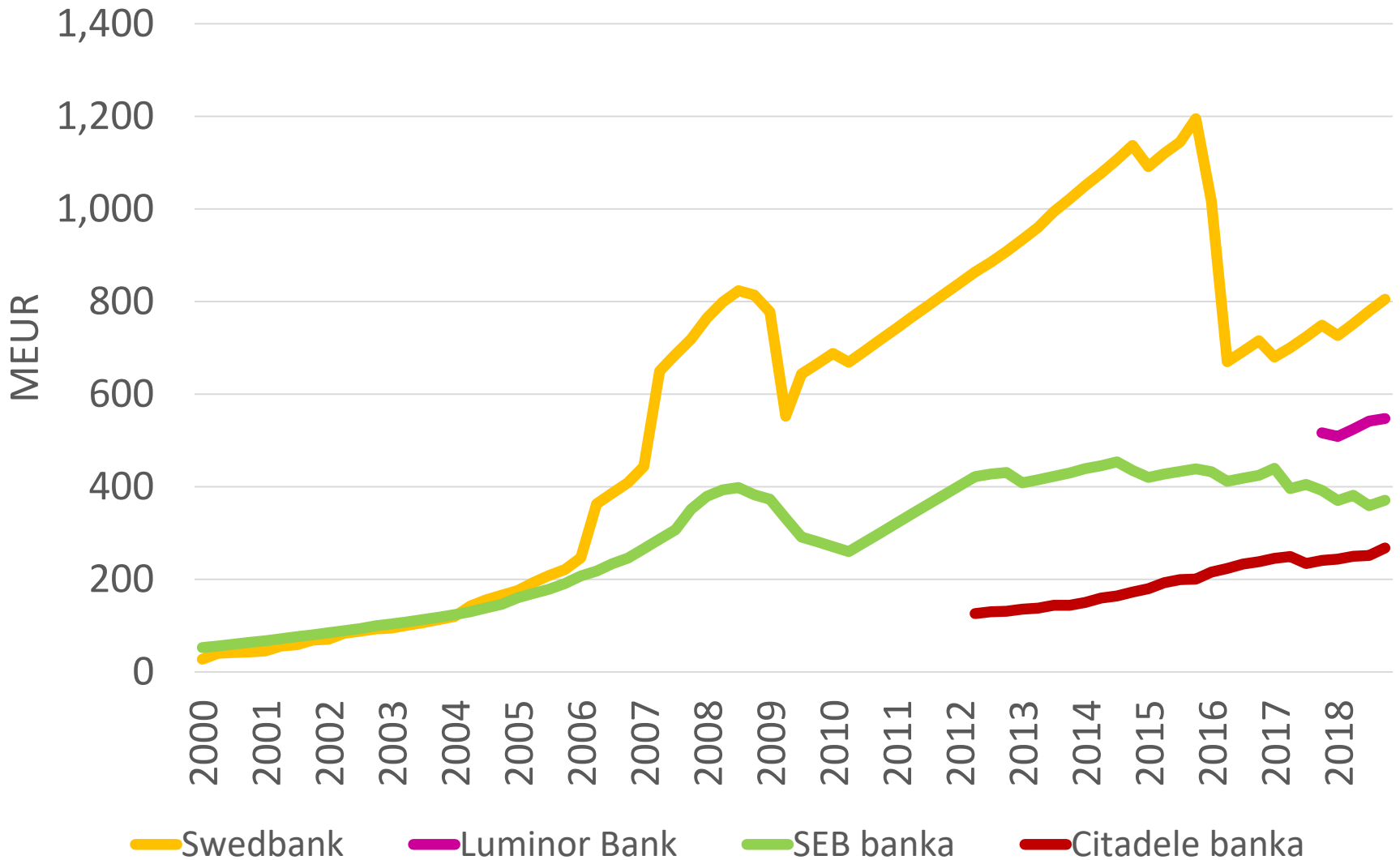
Banks' capital as of 31.12.2018, MEUR

Name	Value	Change in 2018	
Swedbank	805.2	56.3	7.5%
Luminor Bank	547.4	21.4	4.1%
SEB banka	371.0	-20.9	-5.3%
Citadele banka	267.4	26.6	11.0%
BlueOrange Bank	66.0	4.5	7.3%
Rigensis Bank	65.9	3.3	5.2%
PNB Banka	49.1	-33.4	-40.5%
PrivatBank	39.9	-9.1	-18.6%
Expobank	37.0	0.1	0.2%
Regionala investiciju banka	32.8	-7.8	-19.2%
LPB Bank	30.5	2.3	8.0%
Baltic International Bank	24.9	-4.8	-16.3%
Signet Bank	16.1	-0.2	-1.5%
Meridian Trade Bank	10.3	-5.1	-33.2%
Danske Bank Latvia branch	n/a		
OP Corporate Bank branch Latvia	n/a		
Total banking industry	2,852.2	-309.2	-9.8%
Altum	221.7	n/a	n/a

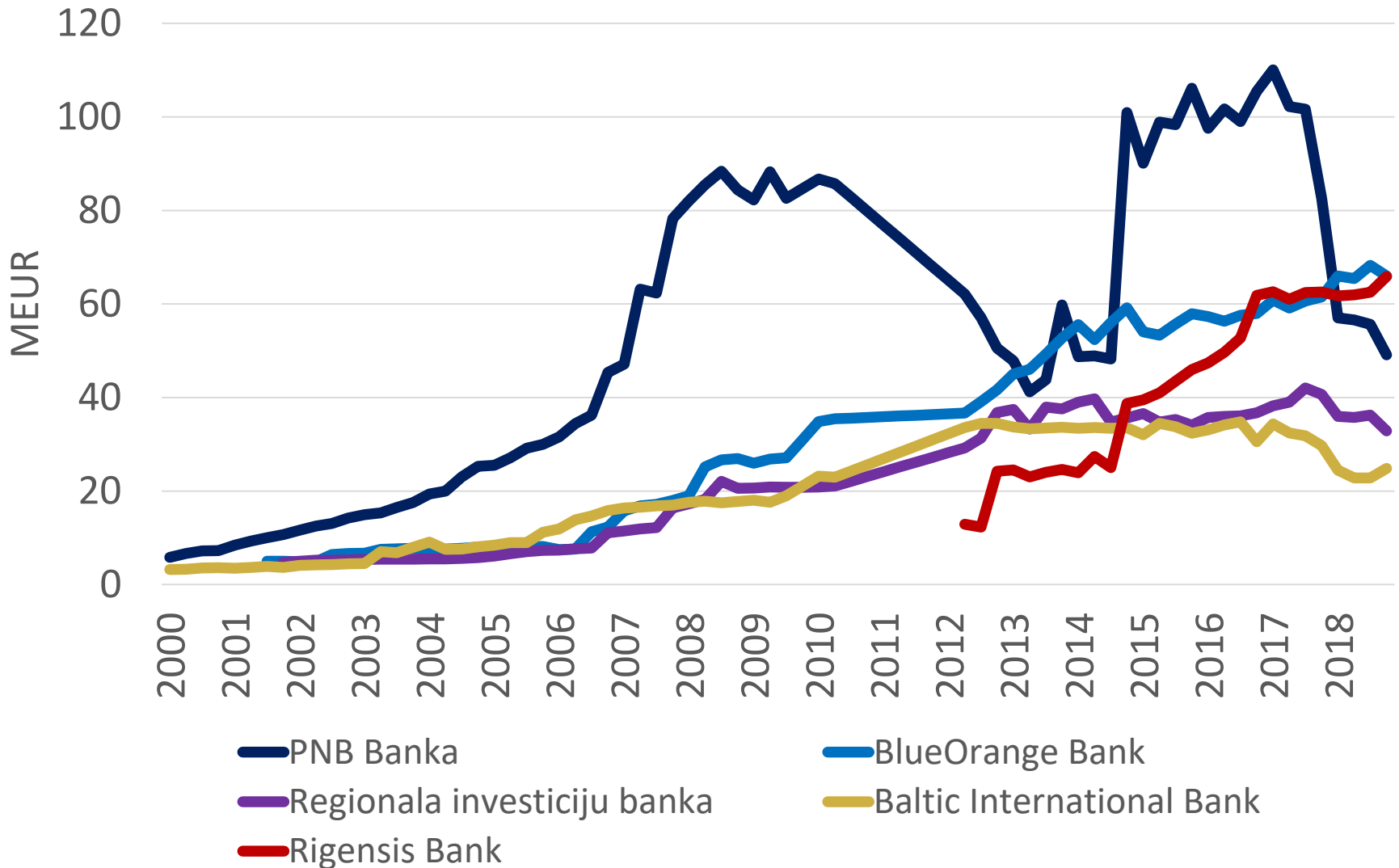
Change of capital 31.12.2018 vs 31.12.2017, MEUR



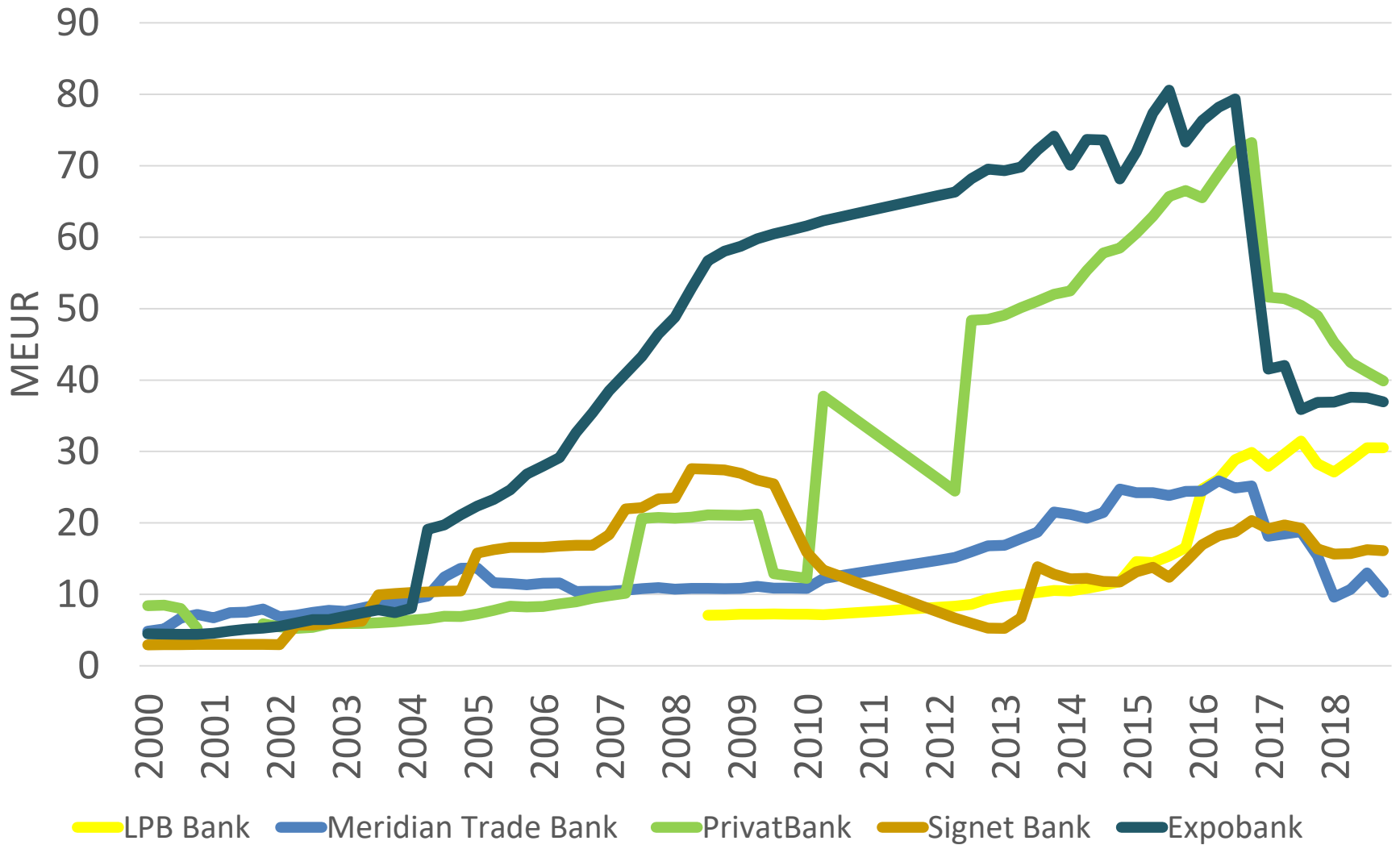
Banks' capital 2000-2018 (1)



Banks' capital 2000-2018 (2)

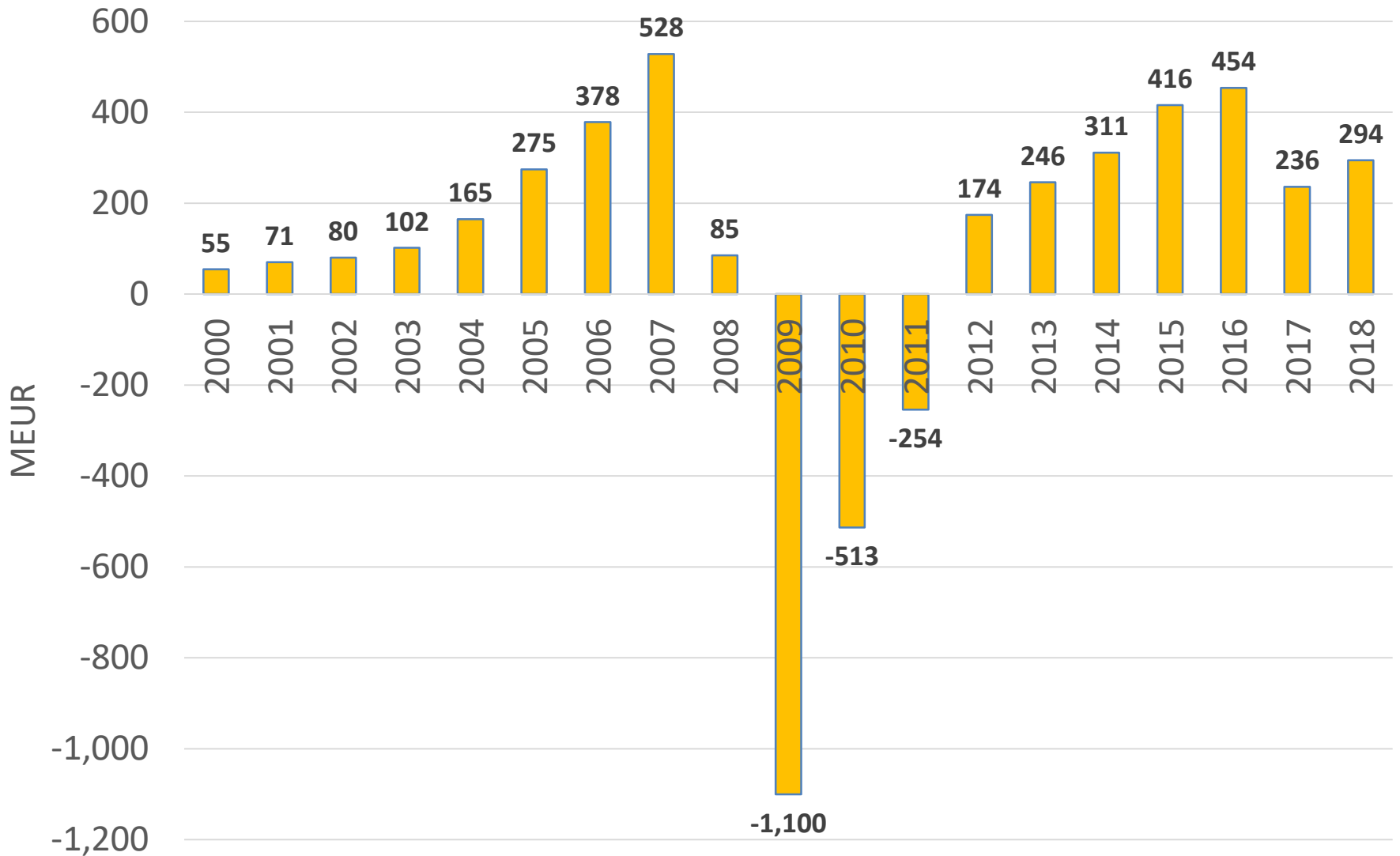


Banks' capital 2000-2018 (3)



3. PROFIT

Profit of Latvian banking sector 2000-2018



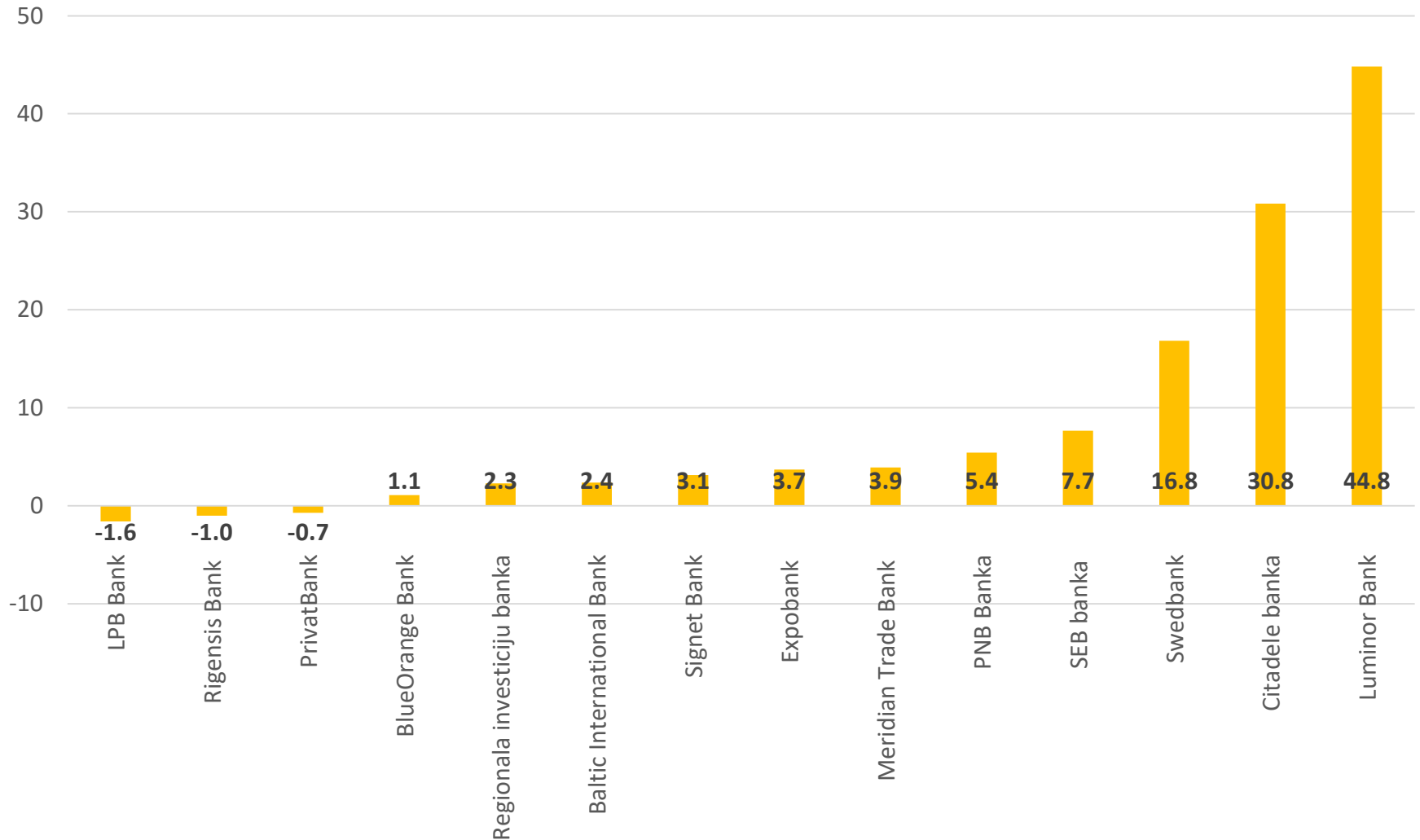
Profit of Latvian banking sector

- Total profit of commercial banks in Latvia was EUR 294 million in 2018;
- It was by EUR 58 million or 25% larger compared to the result of 2017;
- Latvian banking sector is profitable since 2012;
- Accumulated profit of Latvian banking sector is EUR 349 million since 2008 (economic crisis).

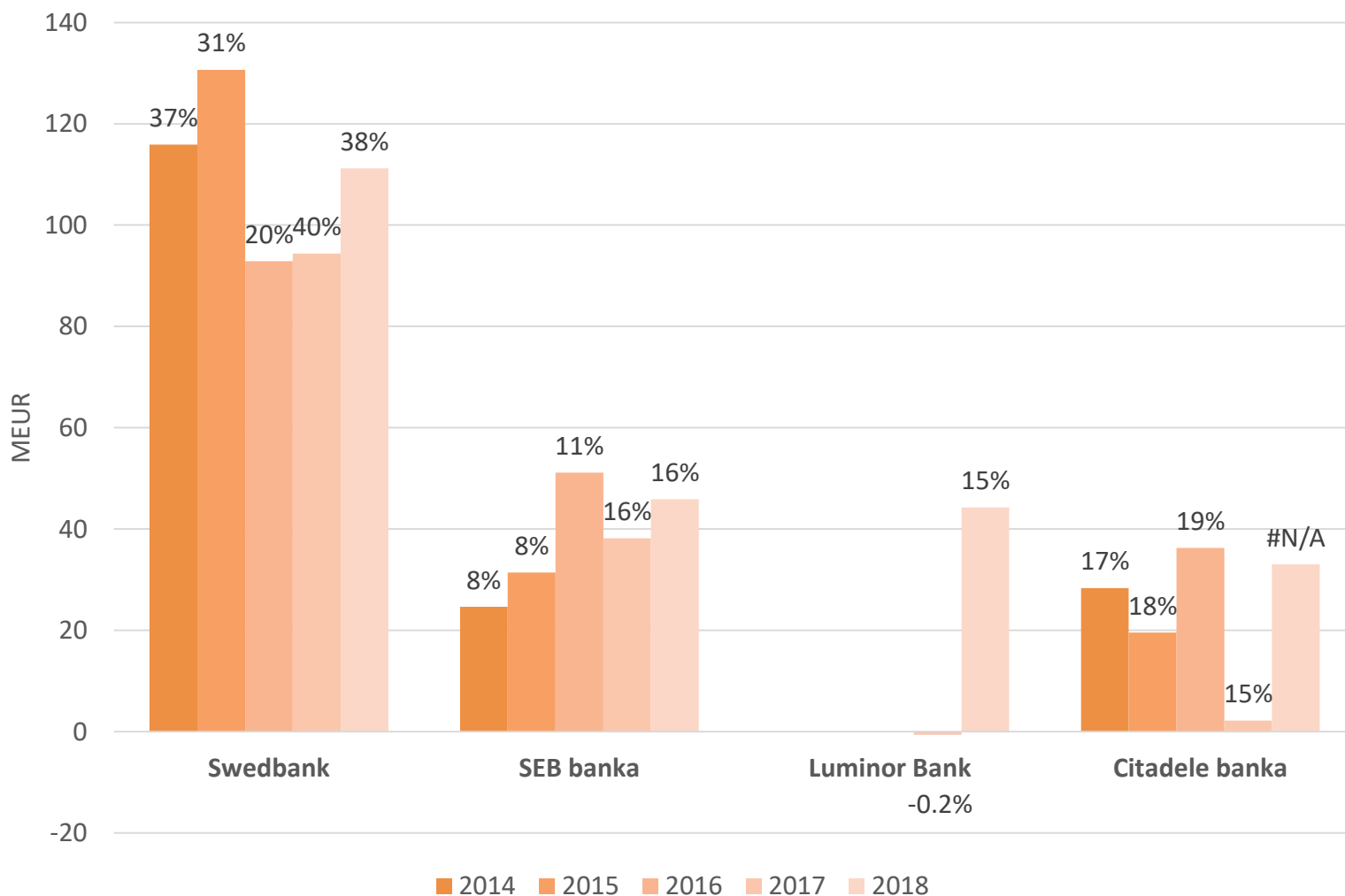
Banks' profit as of 31.12.2018, MEUR

Name	Value	Change vs. 2017	
Swedbank	111.2	16.8	17.8%
SEB banka	45.9	7.7	20.1%
Luminor Bank	44.2	44.8	-7609.0%
Citadele banka	33.0	30.8	1390.7%
BlueOrange Bank	7.4	1.1	17.1%
Regionala investiciju banka	6.2	2.3	57.1%
LPB Bank	5.5	-1.6	-22.6%
Rigensis Bank	3.0	-1.0	-25.4%
Meridian Trade Bank	1.5	3.9	-165.3%
Signet Bank	0.6	3.1	-124.2%
Expobank	0.3	3.7	-108.2%
Baltic International Bank	-0.3	2.4	-88.6%
PrivatBank	-4.2	-0.7	20.5%
PNB Banka	-5.1	5.4	-51.5%
Danske Bank Latvia branch	n/a		
OP Corporate Bank branch Latvia	n/a		
Total banking industry	294.5	58.4	24.7%
Altum	3.8	n/a	n/a

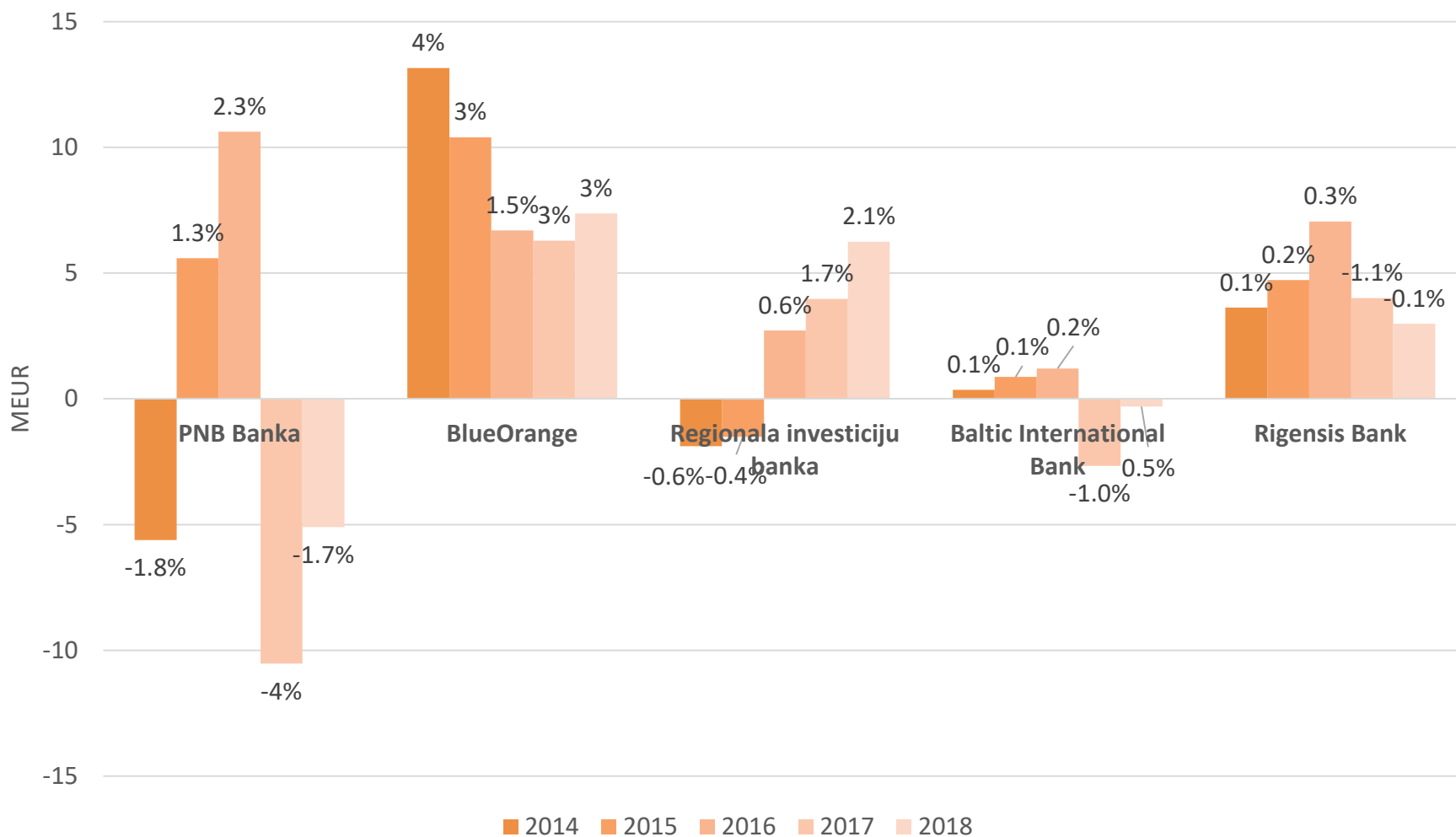
Change of profit 2018 vs 2017, MEUR



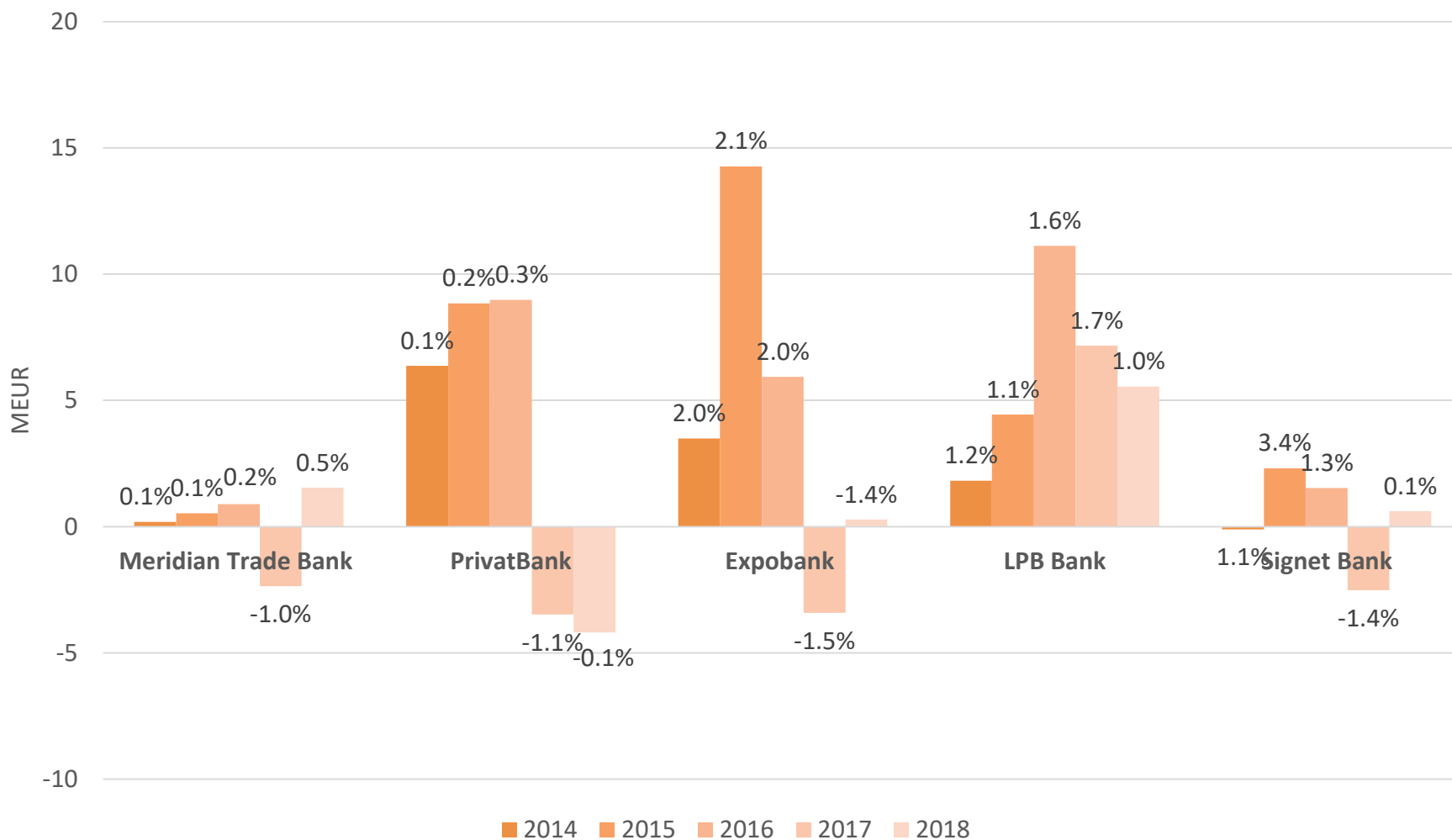
Banks' profit 2014-2018, MEUR un % from total profit of Latvian banking sector (1)



Banks' profit 2014-2018, MEUR un % from total profit of Latvian banking sector (2)

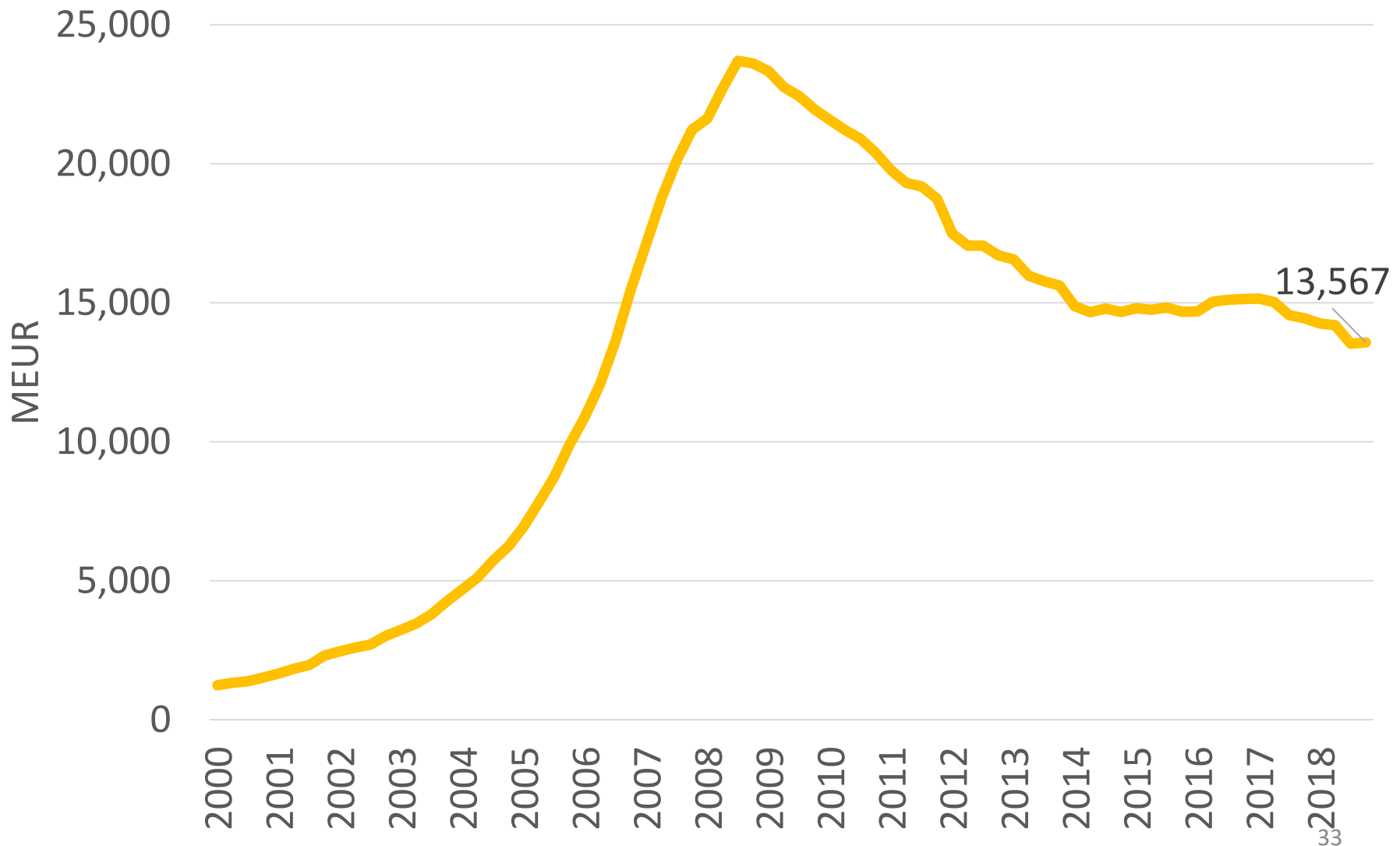


Banks' profit 2014-2018, MEUR un % from total profit of Latvian banking sector (3)



4. ISSUED LOANS

Portfolio of issued loans at Latvian banking sector 2000-2018



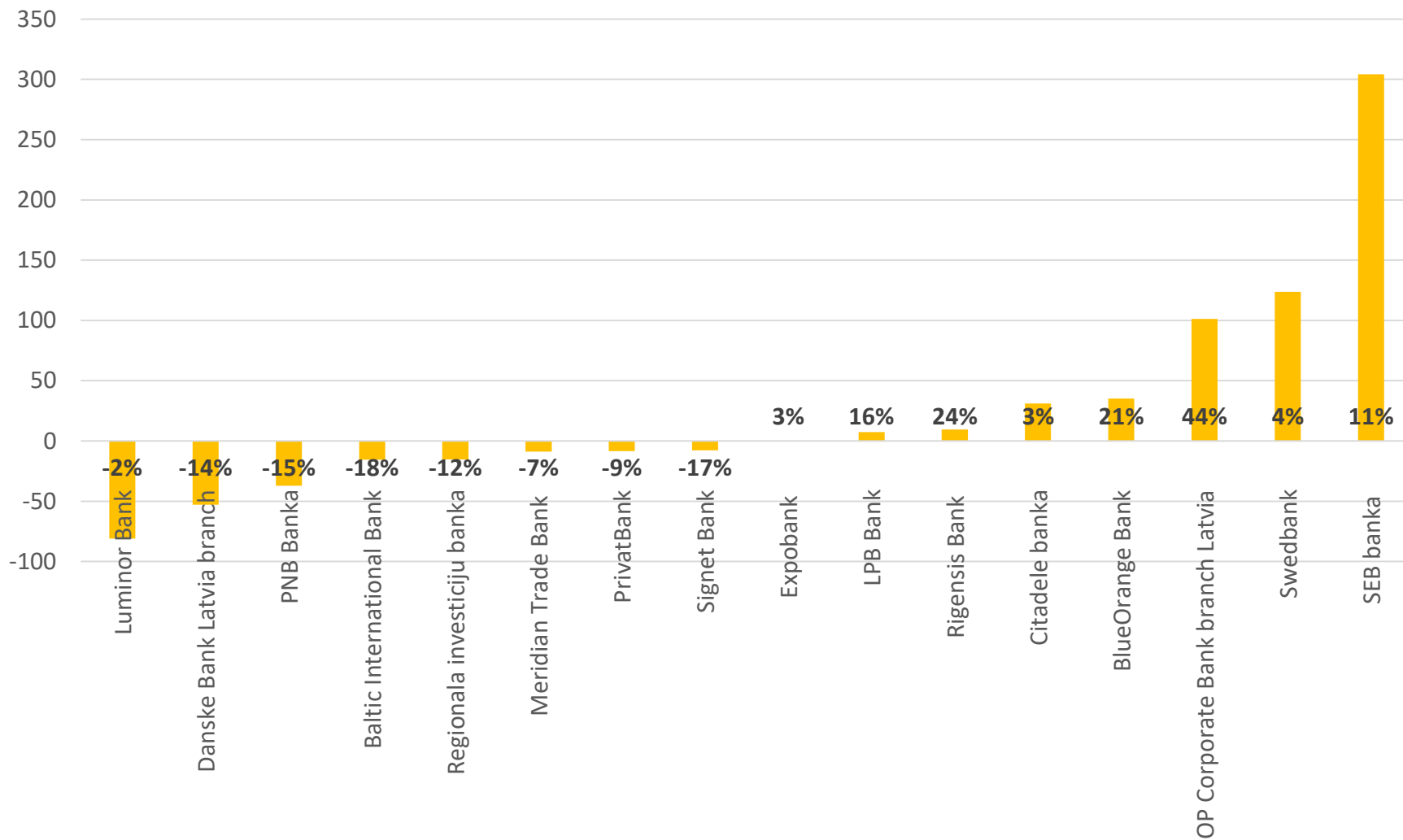
Loans at Latvian banking sector

- The portfolio of issued loans by Latvian banking sector was EUR 13.6 billion as of December 31, 2018.
- Total loan portfolio has decreased by EUR -0.9 billion or -6% in 2018.
- Eight banks had loan portfolio increase of 3% to 44% in 2018, their total increase was 0.6 billion EUR.

Banks' issued loans as of 31.12.2018, MEUR

Name	Value	Change in 2018	
Luminor Bank	3,464.8	-81.0	-2.3%
Swedbank	3,354.9	123.7	3.8%
SEB banka	2,982.5	304.2	11.4%
Citadele banka	1,233.9	31.0	2.6%
OP Corporate Bank branch Latvia	333.7	101.3	43.6%
Danske Bank Latvia branch	313.3	-52.8	-14.4%
PNB Banka	209.2	-37.2	-15.1%
BlueOrange Bank	200.2	35.2	21.3%
Regionala investiciju banka	109.8	-15.4	-12.3%
Meridian Trade Bank	109.7	-8.8	-7.4%
PrivatBank	83.3	-8.3	-9.1%
Baltic International Bank	72.0	-15.5	-17.7%
LPB Bank	53.9	7.2	15.5%
Rigensis Bank	49.0	9.6	24.3%
Signet Bank	38.1	-7.8	-17.1%
Expobank	0.2	0.0	2.6%
Total banking industry	13,566.7	-873.8	-6.1%
Altum	216.2	n/a	n/a

Change of loans portfolio 31.12.2018 vs 31.12.2017, MEUR



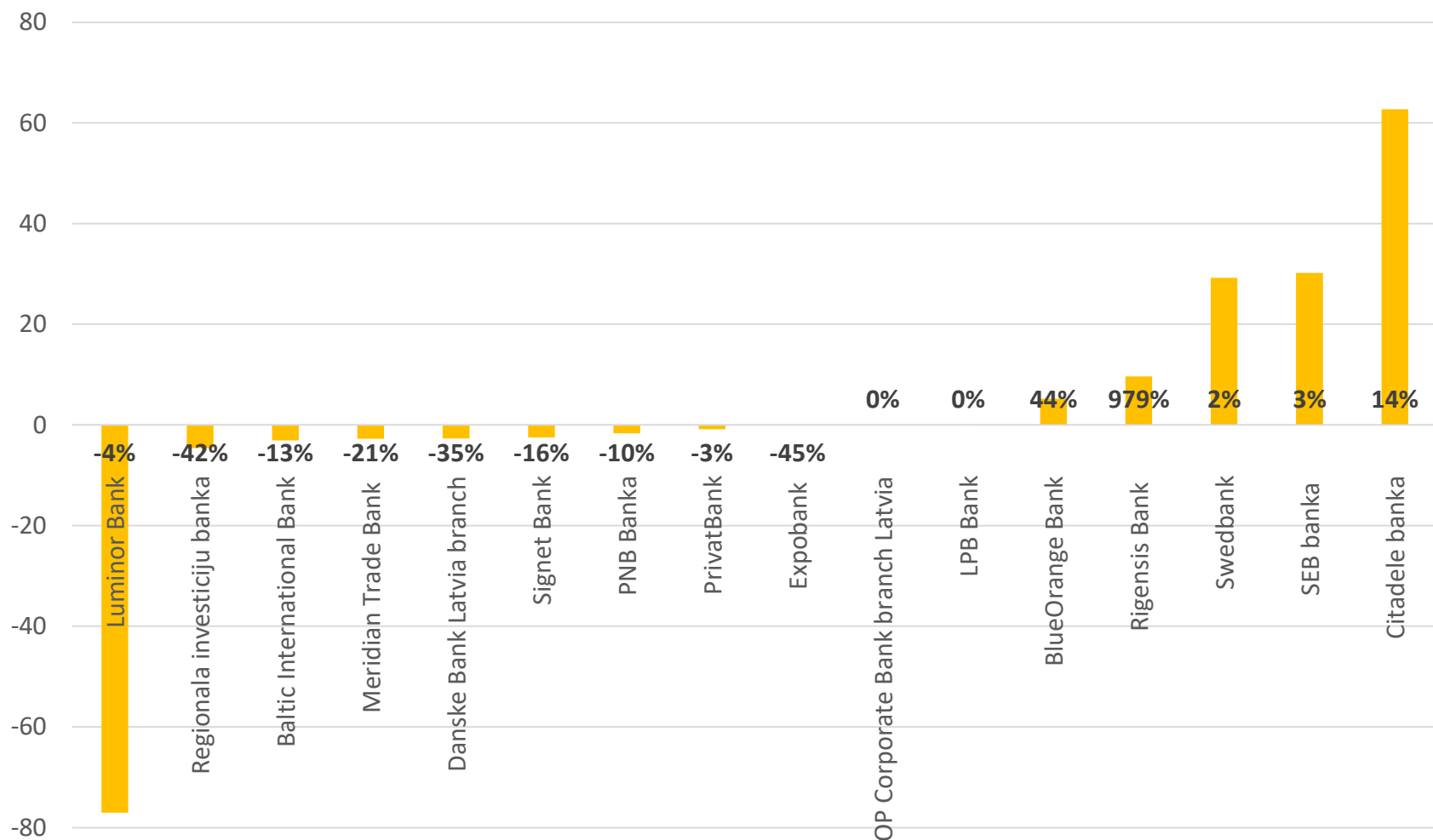
Breakdown of loans as of 31.12.2018, MEUR

Name	Loans	Private persons		Companies
		Total	incl. property loans to residents	
Luminor Bank	3,464.8	1,692.4	1,531.5	1,768.0
Swedbank	3,354.9	1,728.5	1,505.4	1,582.4
SEB banka	2,982.5	965.7	791.5	1,988.4
Citadele banka	1,233.9	498.4	220.1	735.5
OP Corporate Bank branch Latvia	333.7	0.0	0.0	319.4
Danske Bank Latvia branch	313.3	5.1	3.9	308.2
PNB Banka	209.2	14.9	2.6	194.3
BlueOrange Bank	200.2	16.9	6.6	183.3
Regionala investiciju banka	109.8	6.4	0.0	103.4
Meridian Trade Bank	109.7	10.6	4.7	99.1
PrivatBank	83.3	25.1	9.2	58.2
Baltic International Bank	72.0	19.8	1.1	52.2
LPB Bank	53.9	8.8	3.0	45.0
Rigensis Bank	49.0	10.6	0.2	38.4
Signet Bank	38.1	12.6	0.0	25.5
Expobank	0.2	0.0	0.0	0.2
Total banking industry	13,566.7	5,233.5	4,083.4	8,242.0
Altum	216.2	25.7	7.8	189.6

Loans to private persons as of 31.12.2018, MEUR

Name	Value	Change in 2018	
Swedbank	1,728.5	29.2	1.7%
Luminor Bank	1,692.4	-77.1	-4.4%
SEB banka	965.7	30.2	3.2%
Citadele banka	498.4	62.7	14.4%
PrivatBank	25.1	-0.8	-3.3%
Baltic International Bank	19.8	-3.1	-13.4%
BlueOrange Bank	16.9	5.2	44.5%
PNB Banka	14.9	-1.7	-10.1%
Signet Bank	12.6	-2.5	-16.3%
Rigensis Bank	10.6	9.6	978.8%
Meridian Trade Bank	10.6	-2.7	-20.5%
LPB Bank	8.8	0.0	0.1%
Regionala investiciju banka	6.4	-4.6	-41.8%
Danske Bank Latvia branch	5.1	-2.7	-34.6%
Expobank	0.0	0.0	-44.5%
OP Corporate Bank branch Latvia	0.0	0.0	0.0%
Total banking industry	5,233.5	-301.0	-5.4%
Altum	25.7	n/a	n/a

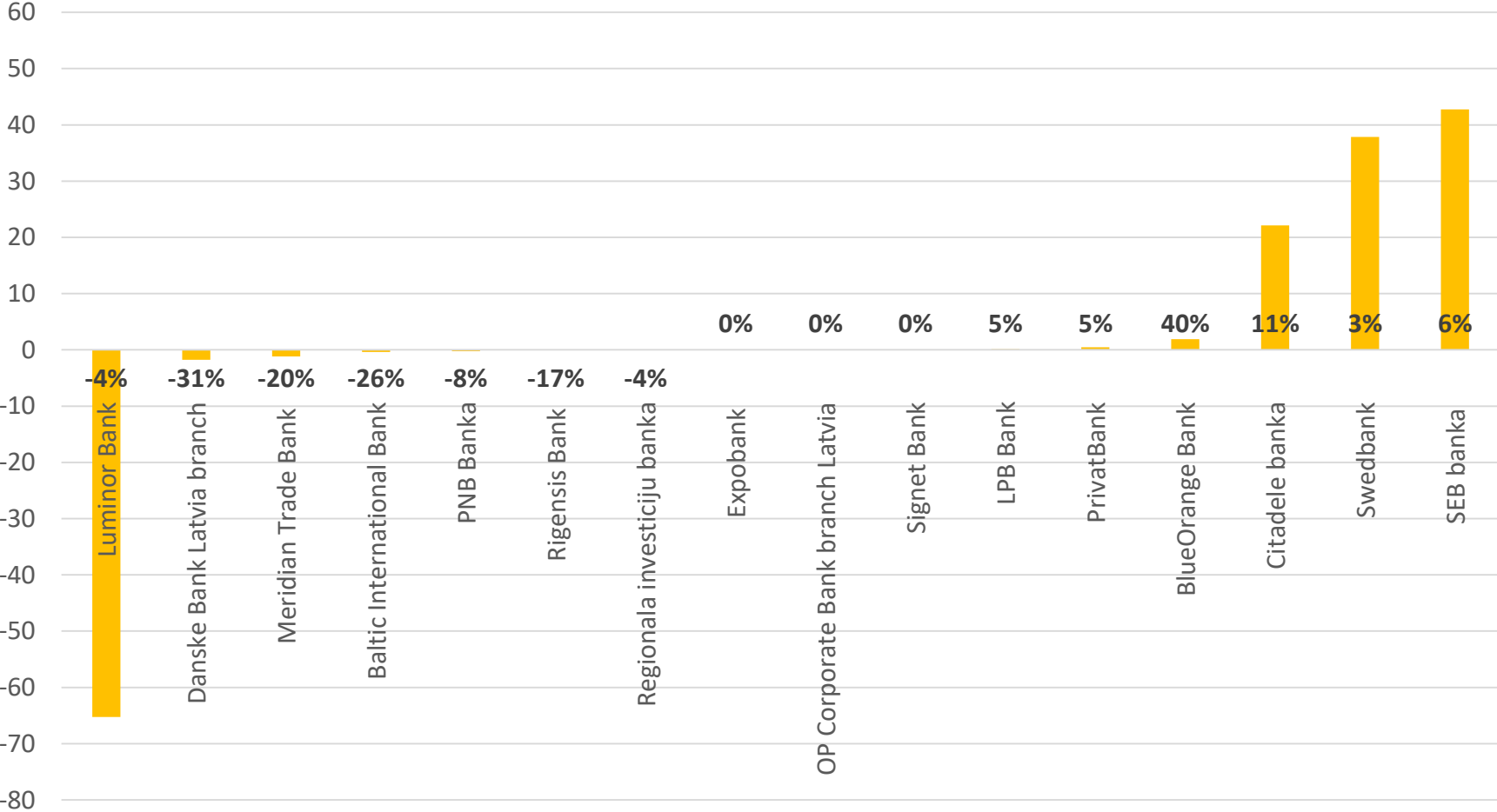
Change of loans to private persons 31.12.2018 vs 31.12.2017, MEUR



Property loans to residents as of 31.12.2018, MEUR

Name	Value	Change in 2018	
Luminor Bank	1,531.5	-65.2	-4.1%
Swedbank	1,505.4	37.9	2.6%
SEB banka	791.5	42.8	5.7%
Citadele banka	220.1	22.1	11.2%
PrivatBank	9.2	0.5	5.2%
BlueOrange Bank	6.6	1.9	39.8%
Meridian Trade Bank	4.7	-1.2	-20.3%
Danske Bank Latvia branch	3.9	-1.8	-31.2%
LPB Bank	3.0	0.1	4.9%
PNB Banka	2.6	-0.2	-7.7%
Baltic International Bank	1.1	-0.4	-26.0%
Rigensis Bank	0.2	0.0	-16.8%
Regionala investiciju banka	0.0	0.0	-4.3%
Signet Bank	0.0	0.0	0.0%
Expobank	0.0	0.0	0.0%
OP Corporate Bank branch Latvia	0.0	0.0	0.0%
Total banking industry	4,083.4	-260.5	-6.0%
Altum	7.8	n/a	n/a

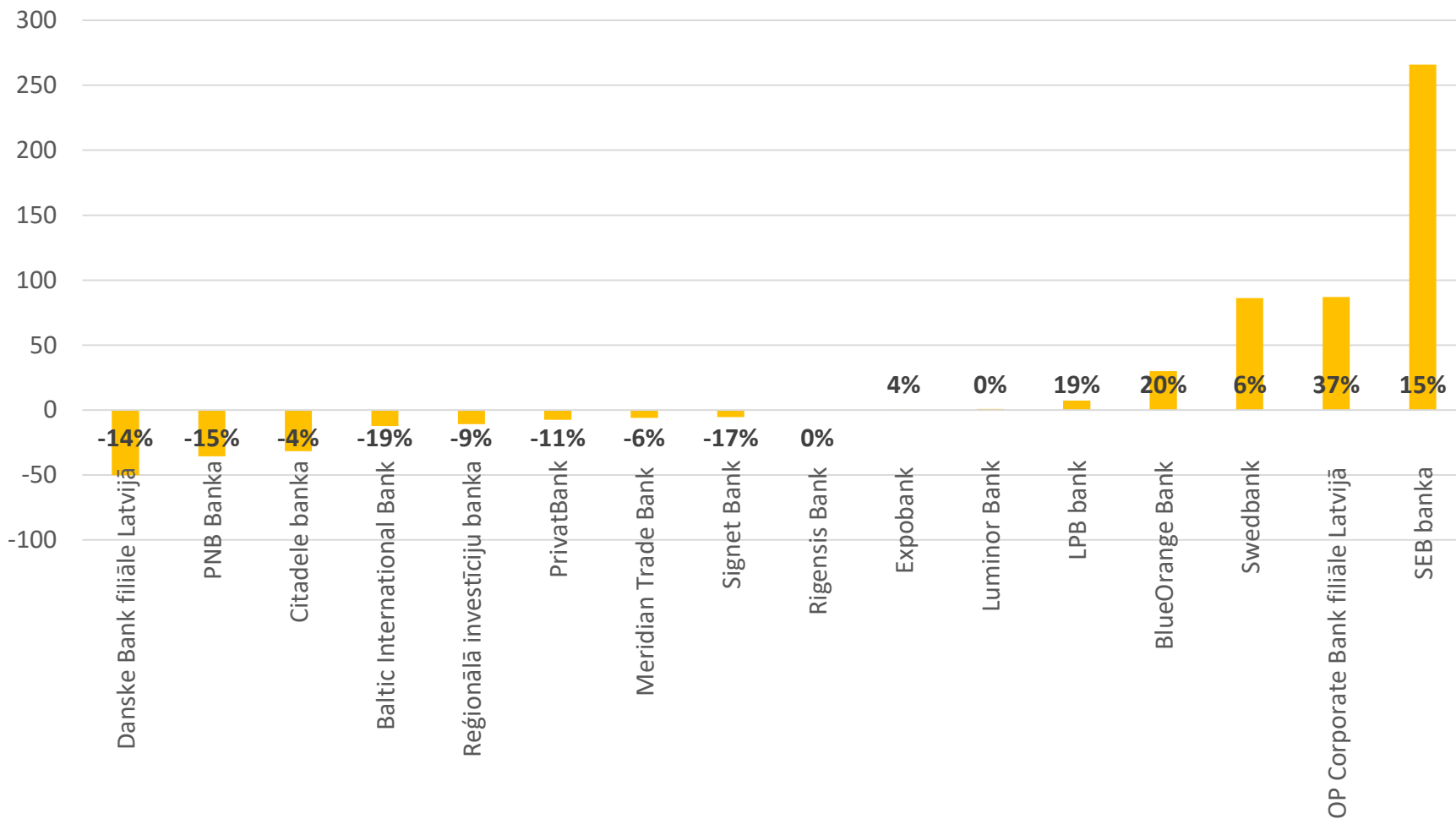
Change of property loans to residents 31.12.2018 vs 31.12.2017, MEUR



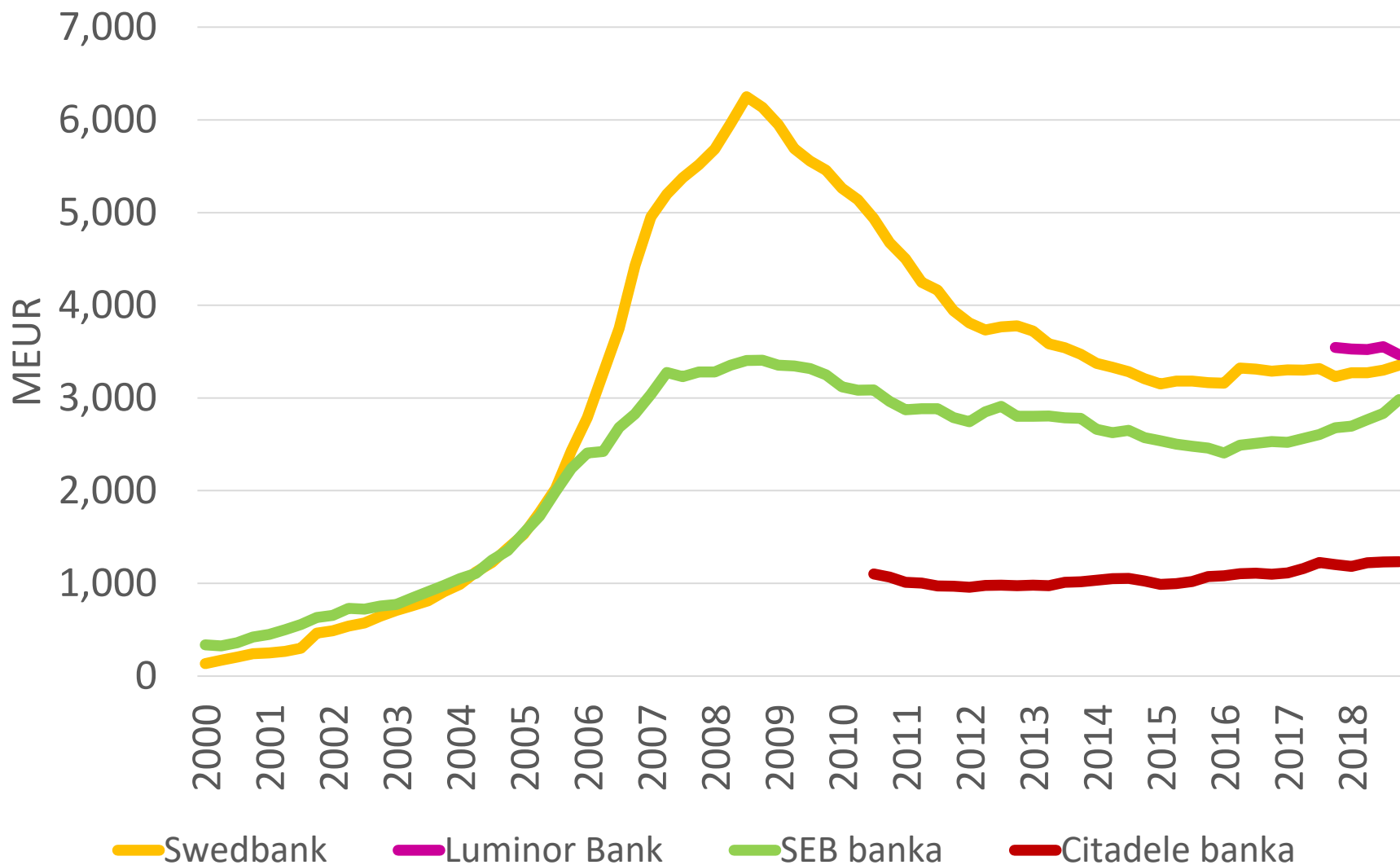
Loans to companies as of 31.12.2018, MEUR

Name	Value	Change in 2018	
SEB banka	1,988.4	266.0	15.4%
Luminor Bank	1,768.0	0.8	0.0%
Swedbank	1,582.4	86.3	5.8%
Citadele banka	735.5	-31.6	-4.1%
OP Corporate Bank branch Latvia	319.4	87.0	37.4%
Danske Bank Latvia branch	308.2	-50.1	-14.0%
PNB Banka	194.3	-35.6	-15.5%
BlueOrange Bank	183.3	30.0	19.5%
Regionala investiciju banka	103.4	-10.8	-9.4%
Meridian Trade Bank	99.1	-6.0	-5.7%
PrivatBank	58.2	-7.5	-11.4%
Baltic International Bank	52.2	-12.4	-19.2%
LPB Bank	45.0	7.2	19.1%
Rigensis Bank	38.4	0.0	-0.1%
Signet Bank	25.5	-5.4	-17.4%
Expobank	0.2	0.0	4.5%
Total banking industry	8,242.0	-598.3	-6.8%
Altum	189.6	n/a	n/a

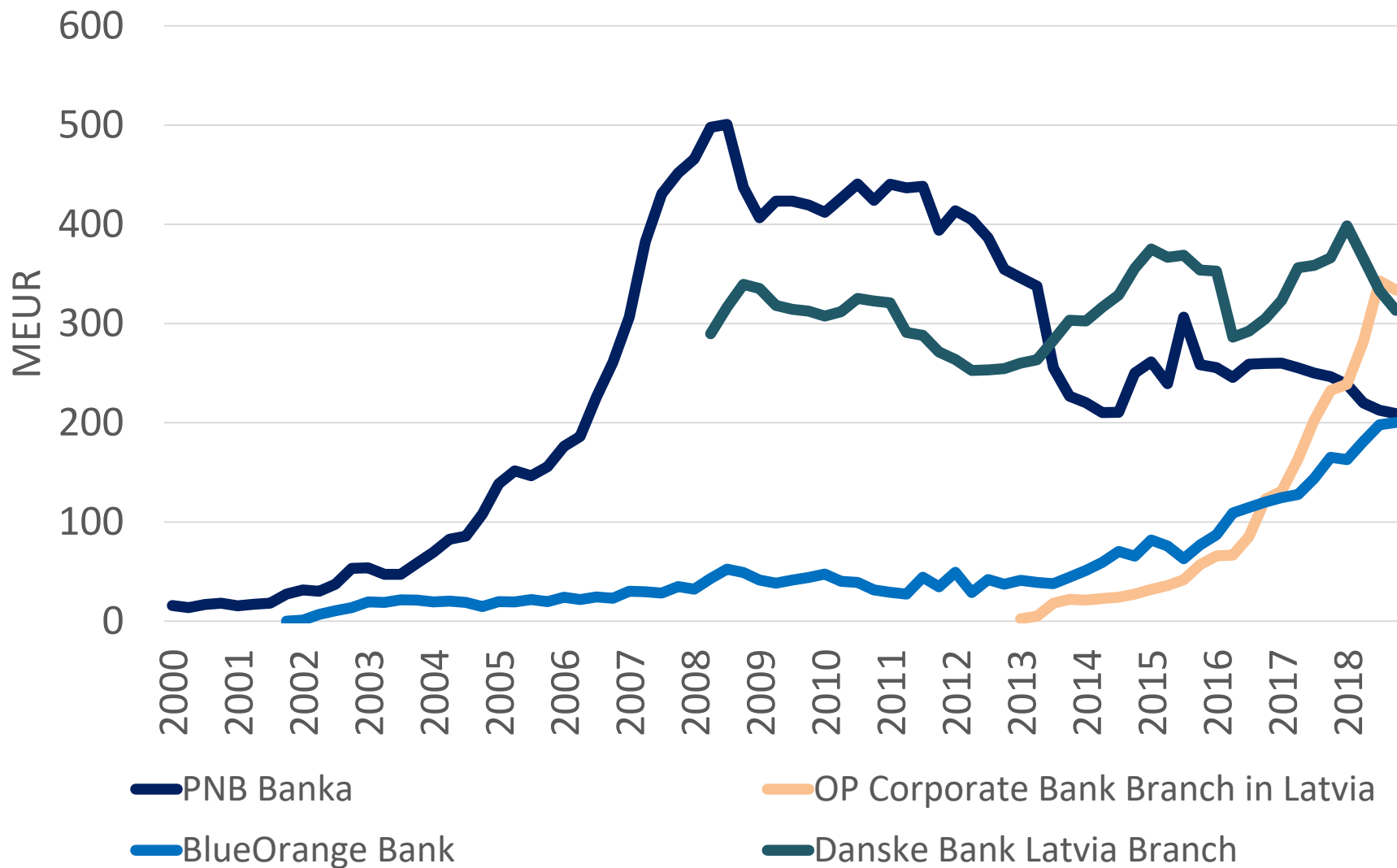
Change of loans to companies 31.12.2018 vs 31.12.2017, MEUR



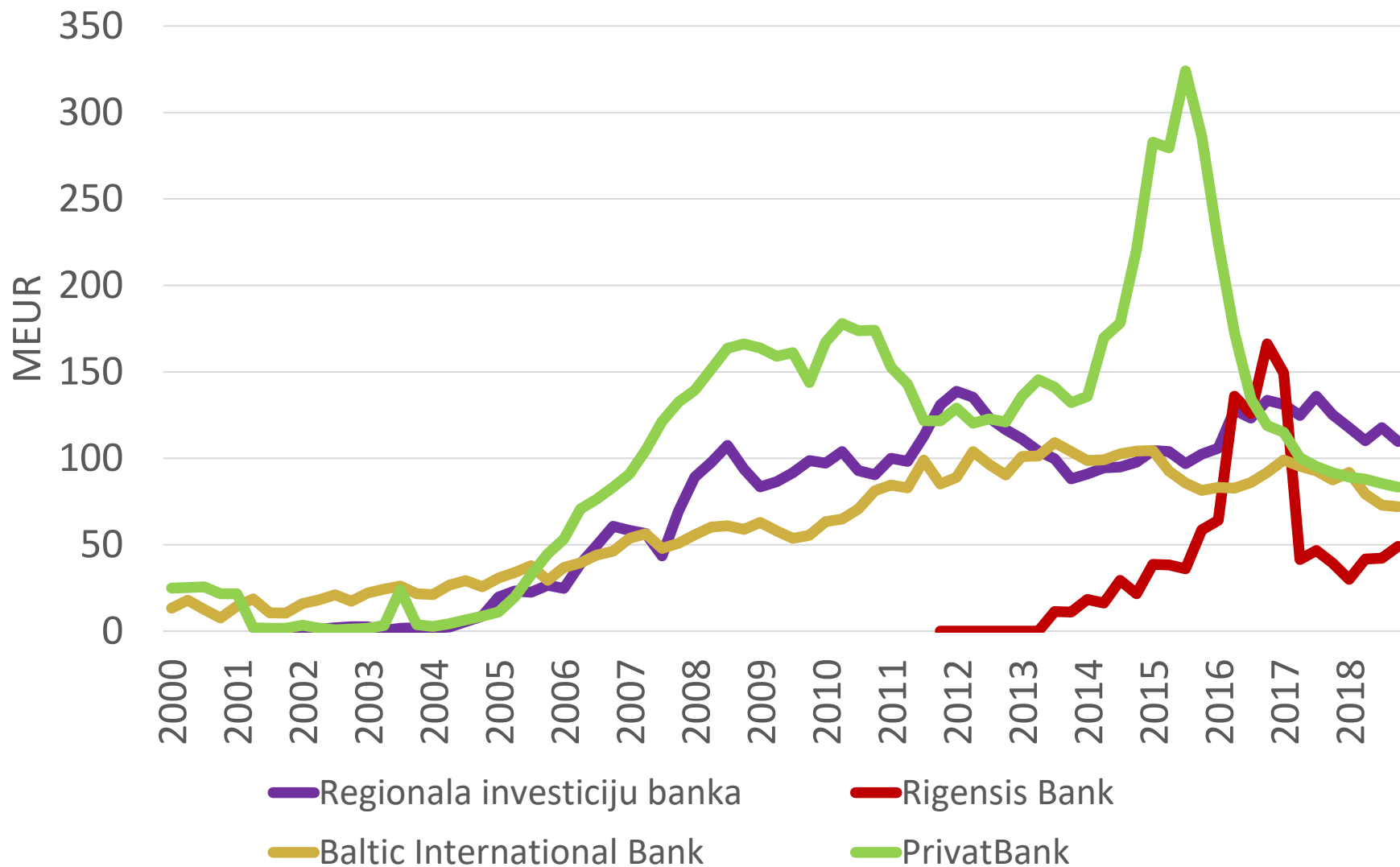
Banks' issued loans 2000-2018 (1)



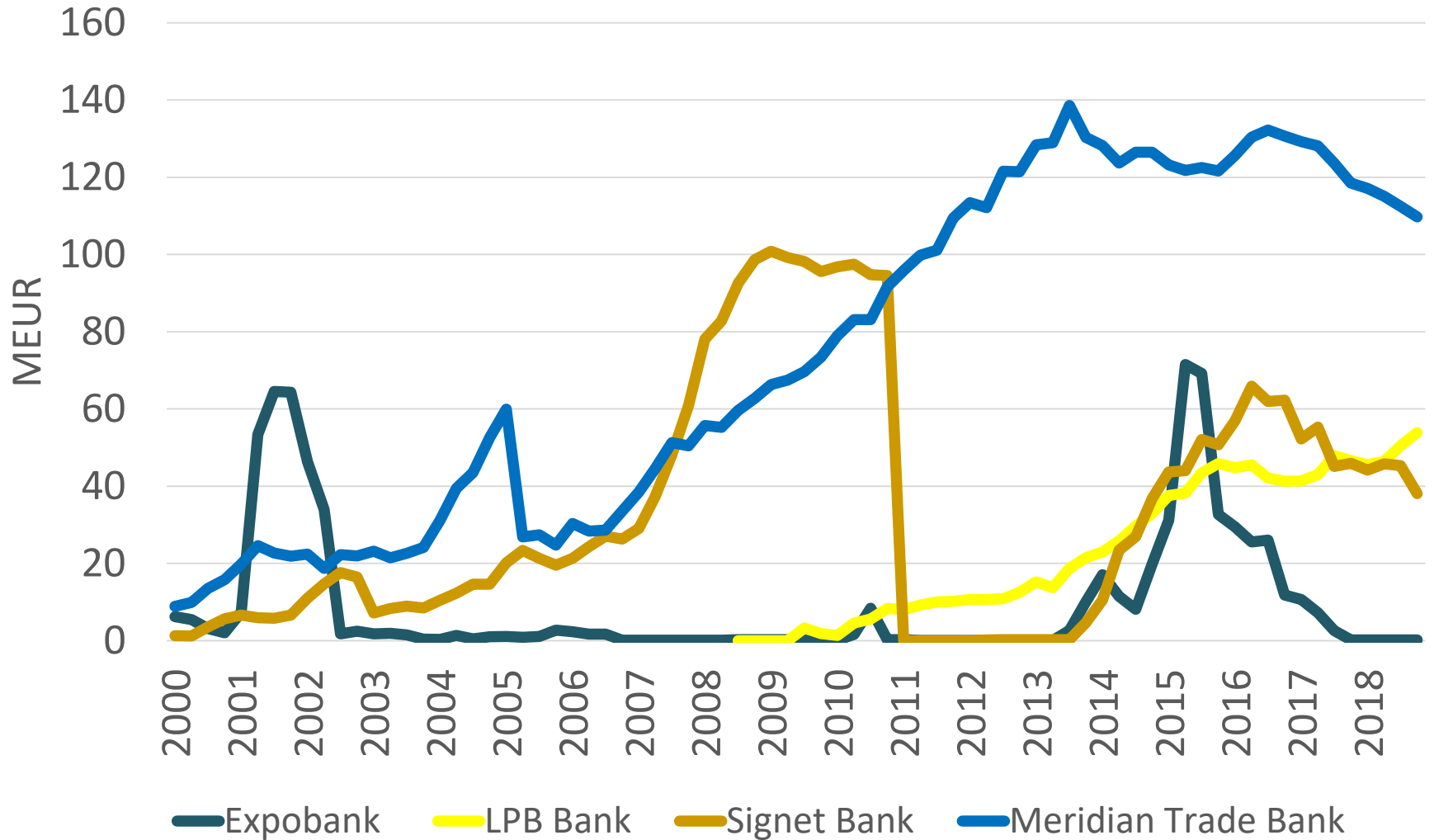
Banks' issued loans 2000-2018 (2)



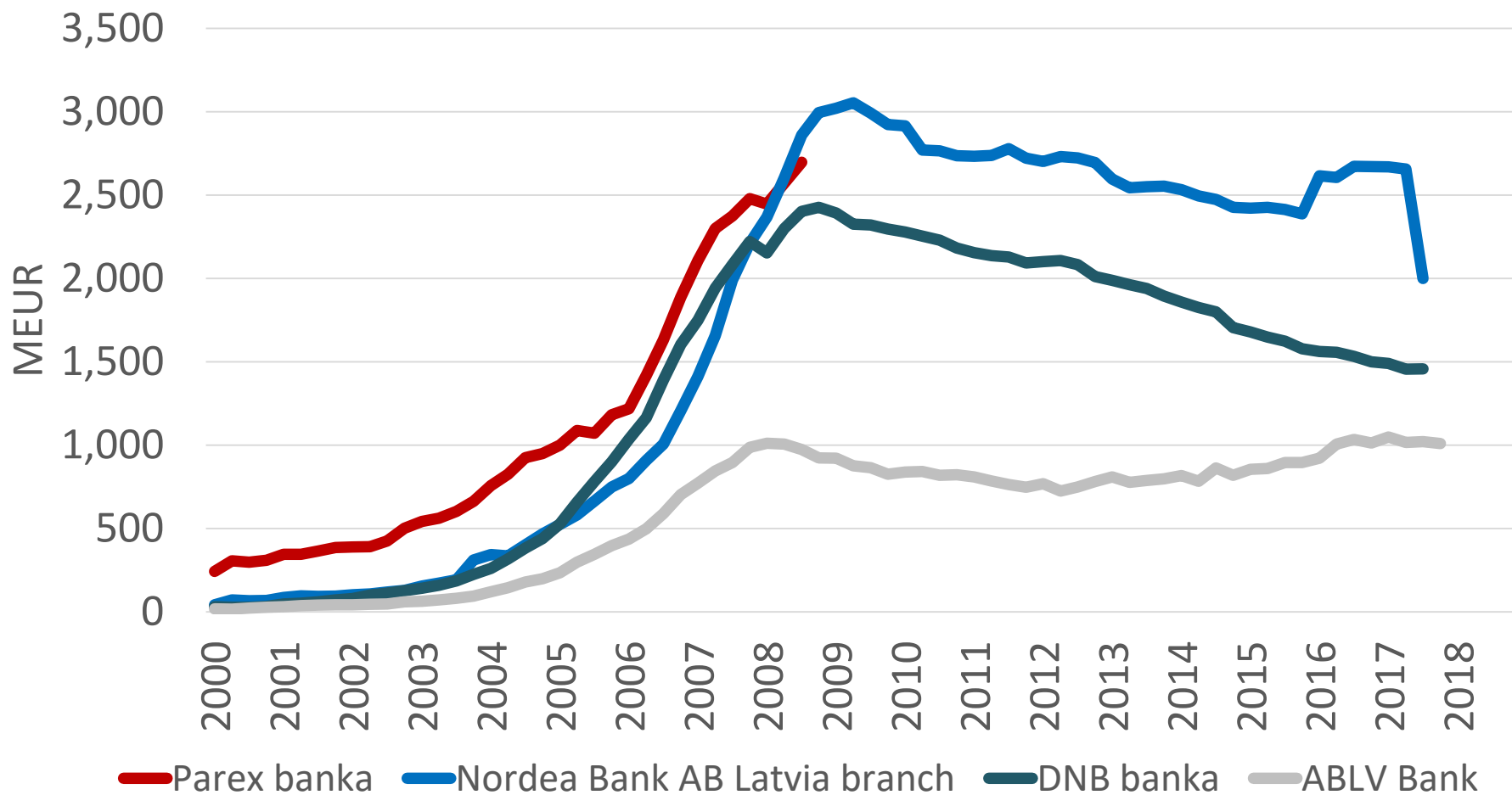
Banks' issued loans 2000-2018 (3)



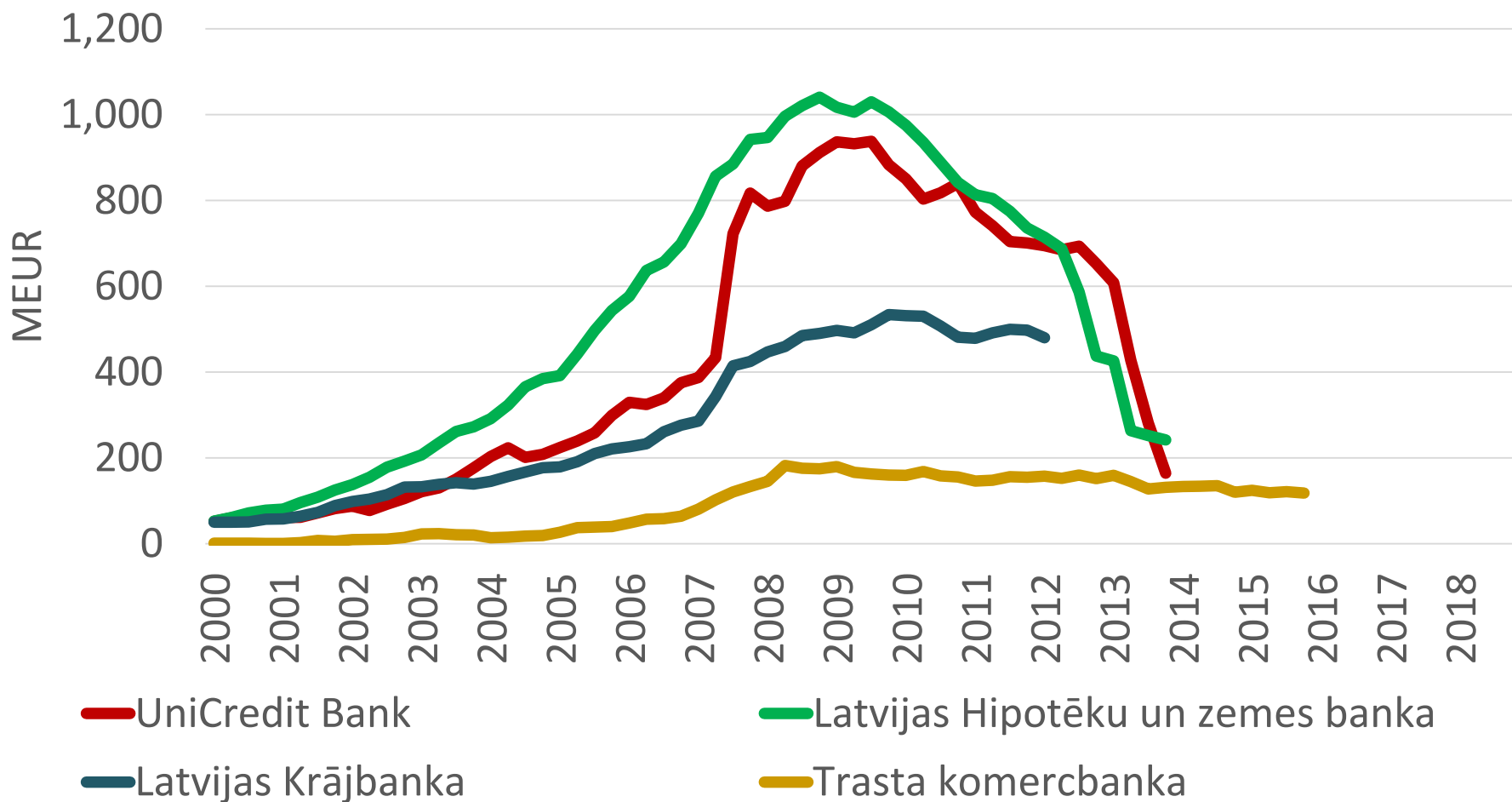
Banks' issued loans 2000-2018 (4)



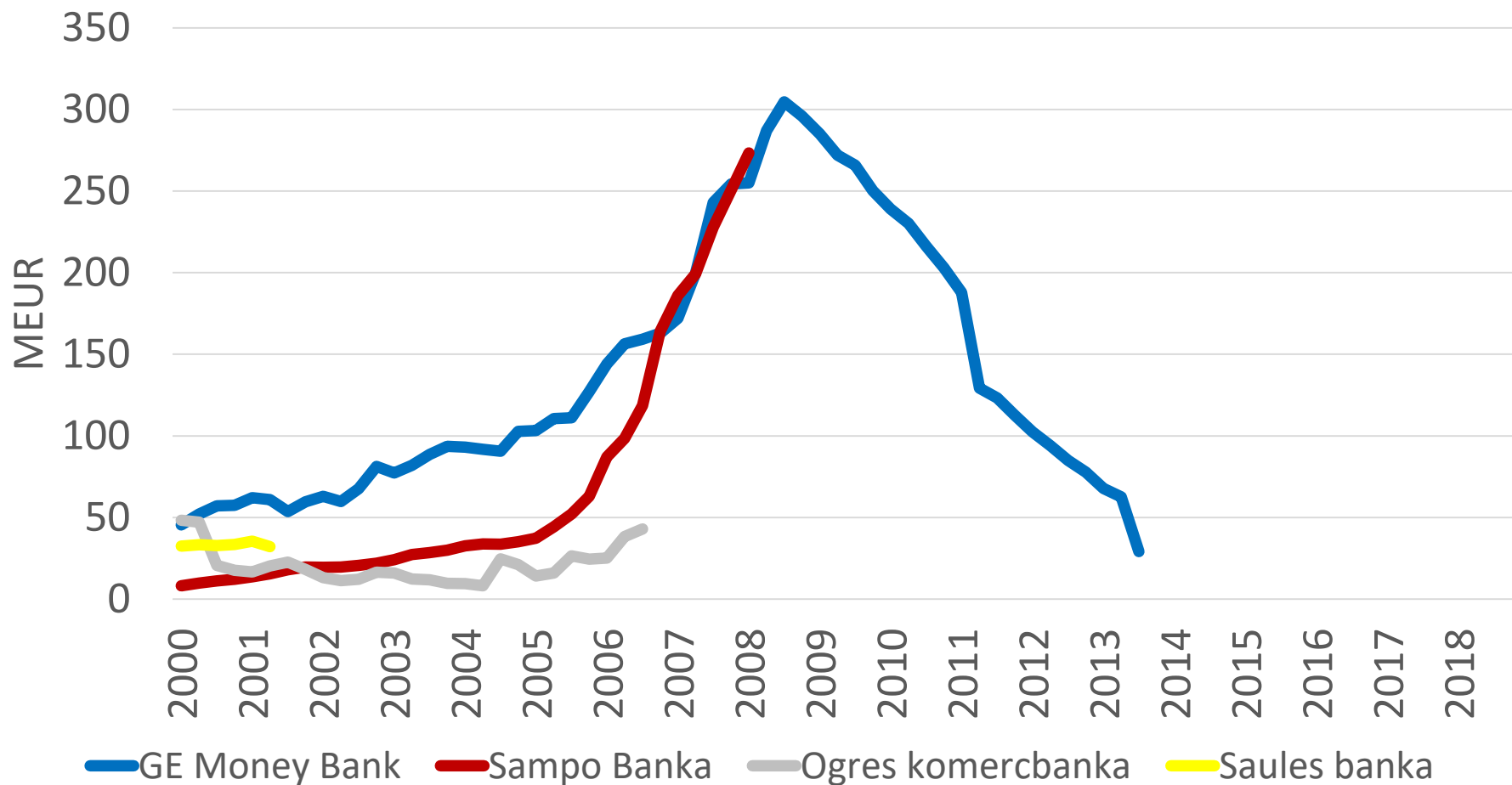
Historic: banks' issued loans 2000-2018 (1)



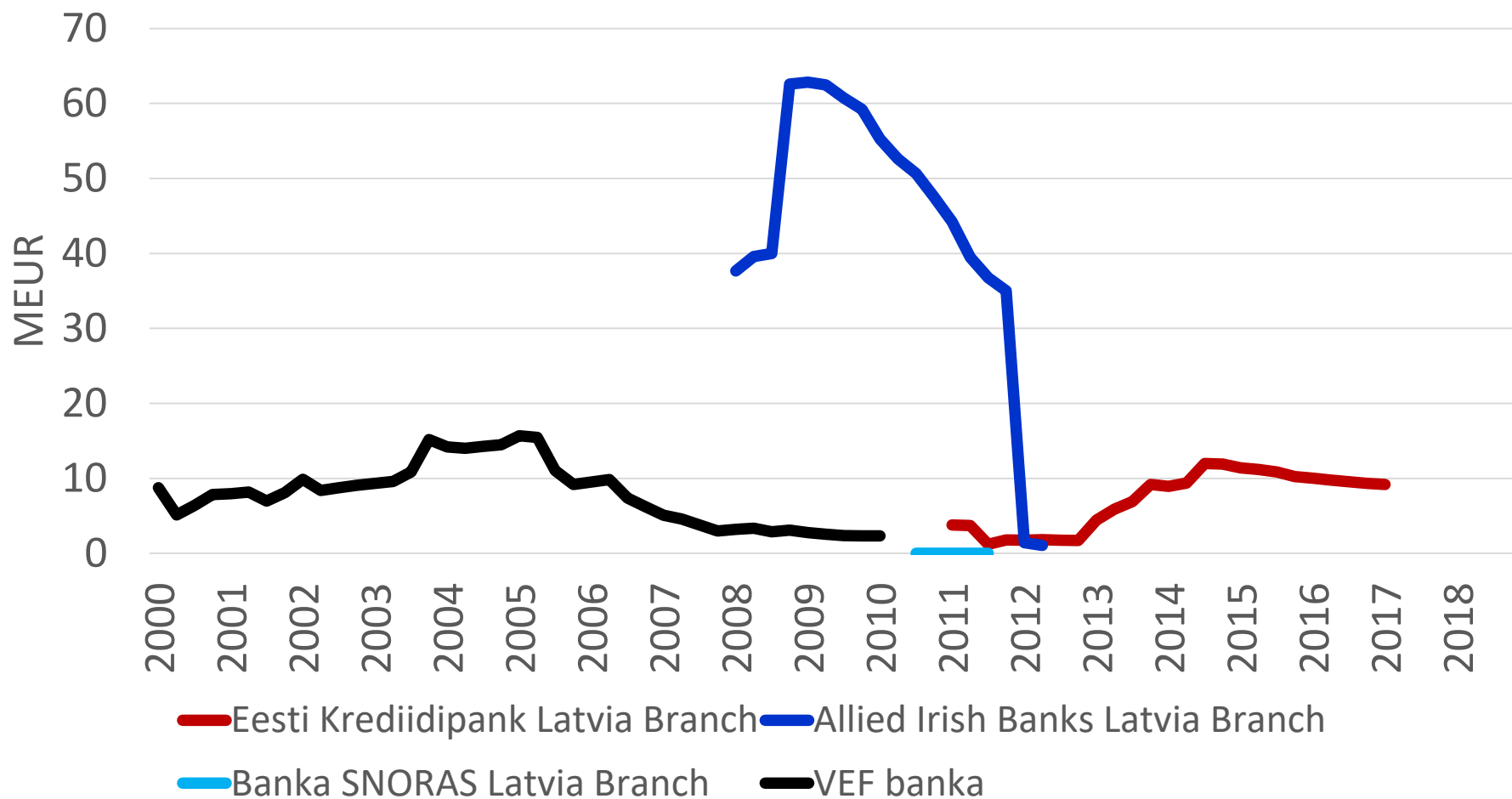
Historic: banks' issued loans 2000-2018 (2)



Historic: banks' issued loans 2000-2018 (3)

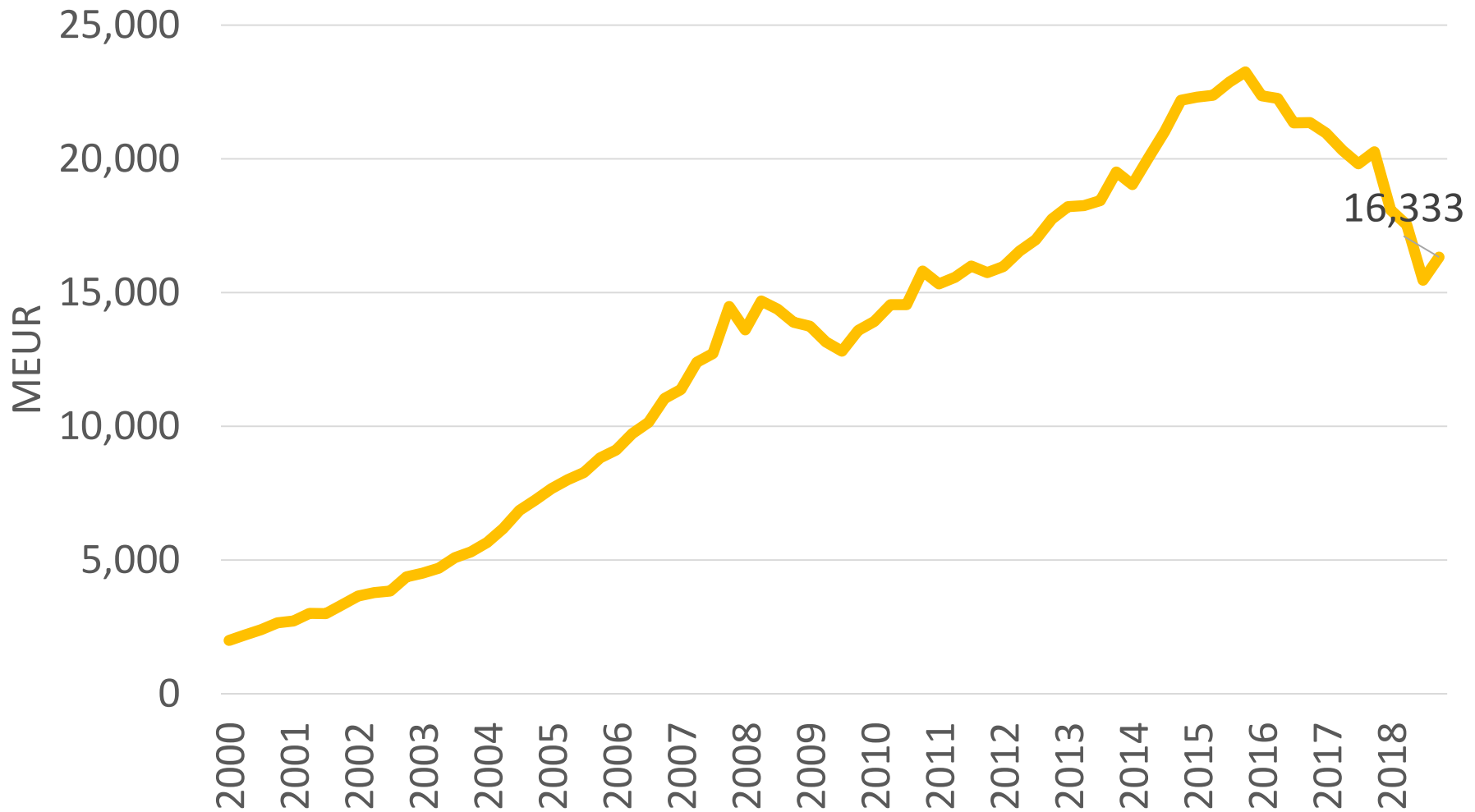


Historic: banks' issued loans 2000-2018 (4)



5. DEPOSITS

Deposits at Latvian banking sector 2000-2018



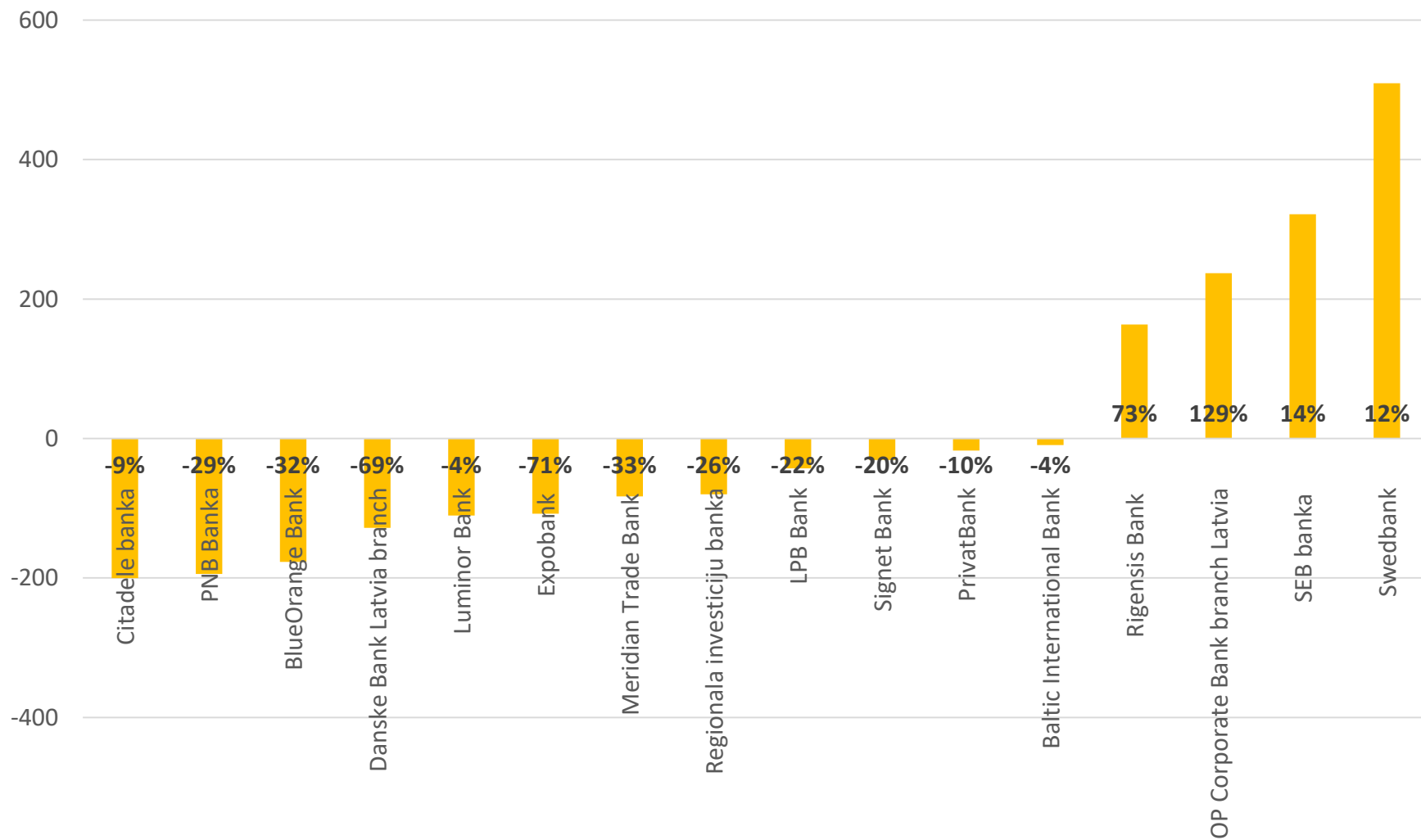
Deposits at Latvian banking sector

- Total deposits at Latvian banking sector were EUR 16.3 billion as of 31.12.2018.
- Deposits have negative trend since 2016;
- The peak of deposits was reached at the end of 2015; it was EUR 23.3 billion. Since then the amount has decreased by EUR -6.9 billion or -30%;
- The total amount of deposits declined by EUR -3.9 billion or -19% in 2018;
- Main decrease is observed in the sector of foreign deposits.

Deposits at banks as of 31.12.2018, MEUR

Name	Value	Change in 2018	
Swedbank	4,921.7	509.5	11.5%
Luminor Bank	2,832.2	-110.6	-3.8%
SEB banka	2,702.5	321.5	13.5%
Citadele banka	1,932.0	-200.2	-9.4%
PNB Banka	475.3	-194.2	-29.0%
OP Corporate Bank branch Latvia	421.1	236.9	128.7%
Rigensis Bank	387.4	163.2	72.8%
BlueOrange Bank	384.4	-177.0	-31.5%
Baltic International Bank	243.1	-9.5	-3.8%
Regionala investiciju banka	228.9	-80.1	-25.9%
Meridian Trade Bank	171.4	-83.1	-32.7%
LPB Bank	151.5	-42.8	-22.0%
PrivatBank	151.1	-17.5	-10.4%
Signet Bank	122.7	-31.0	-20.2%
Danske Bank Latvia branch	56.9	-128.0	-69.2%
Expobank	44.3	-108.0	-70.9%
Total banking industry	16,332.5	-3,934.0	-19.4%
Altum	0.0	n/a	n/a

Change of deposits 31.12.2018 vs 31.12.2017, MEUR



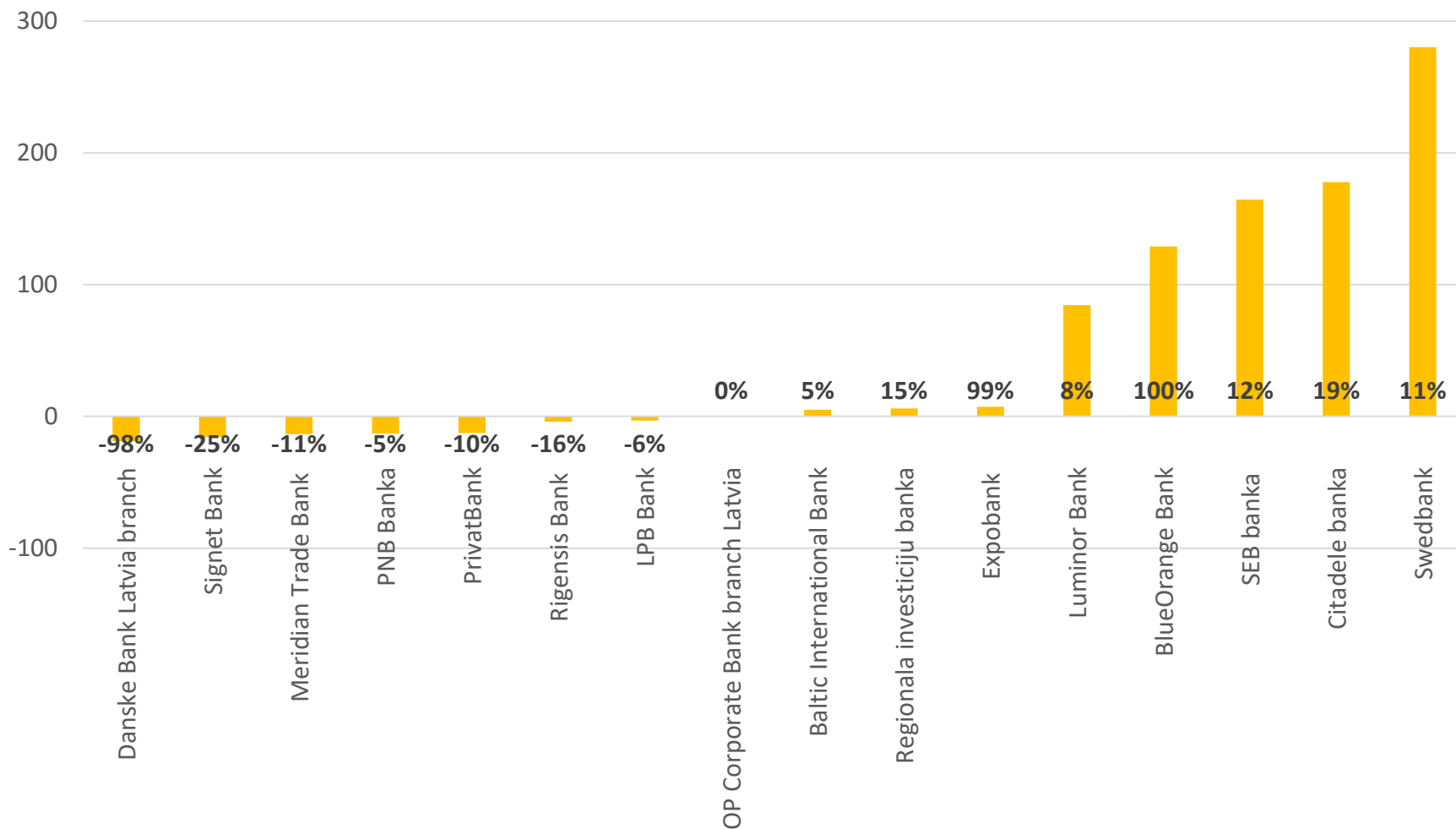
Breakdown of deposits as of 31.12.2018, MEUR

Name	Deposits	Term		Customer	
		Short term	Long term	Private persons	Companies
Swedbank	4,921.7	4,408.9	512.8	2,924.0	1,871.2
Luminor Bank	2,832.2	2,267.7	564.5	1,197.6	1,422.3
SEB banka	2,702.5	2,222.9	479.7	1,546.8	956.3
Citadele banka	1,932.0	1,611.4	320.6	1,122.5	767.2
PNB Banka	475.3	245.3	230.0	261.8	213.1
OP Corporate Bank branch Latvia	421.1	421.0	0.0	0.0	56.3
Rigensis Bank	387.4	358.9	28.5	21.3	366.1
BlueOrange Bank	384.4	167.7	216.7	258.3	126.1
Baltic International Bank	243.1	184.9	58.1	100.8	142.3
Regionala investiciju banka	228.9	204.8	24.2	46.0	182.9
Meridian Trade Bank	171.4	125.4	46.0	110.2	61.2
LPB Bank	151.5	119.0	32.5	56.1	95.4
PrivatBank	151.1	59.5	91.6	111.6	39.4
Signet Bank	122.7	89.0	33.6	48.2	74.4
Danske Bank Latvia branch	56.9	56.9	0.0	0.5	56.4
Expobank	44.3	42.4	1.9	14.6	29.7
Total banking industry	16,332.5	13,180.5	3,152.0	8,484.7	6,901.6
Altum	0.0	0.0	0.0	0.0	0.0

Deposits of private persons as of 31.12.2018, MEUR

Name	Value	Change in 2018	
Swedbank	2,924.0	280.2	10.6%
SEB banka	1,546.8	164.5	11.9%
Luminor Bank	1,197.6	84.4	7.6%
Citadele banka	1,122.5	177.9	18.8%
PNB Banka	261.8	-13.0	-4.7%
BlueOrange Bank	258.3	128.9	99.6%
PrivatBank	111.6	-12.6	-10.1%
Meridian Trade Bank	110.2	-13.4	-10.8%
Baltic International Bank	100.8	5.0	5.2%
LPB Bank	56.1	-3.3	-5.5%
Signet Bank	48.2	-15.8	-24.6%
Regionala investiciju banka	46.0	6.0	15.0%
Rigensis Bank	21.3	-4.0	-15.9%
Expobank	14.6	7.3	99.0%
Danske Bank Latvia branch	0.5	-18.8	-97.5%
OP Corporate Bank branch Latvia	0.0	0.0	0.0%
Total banking industry	8,484.7	206.8	2.5%
Altum	0.0	n/a	n/a

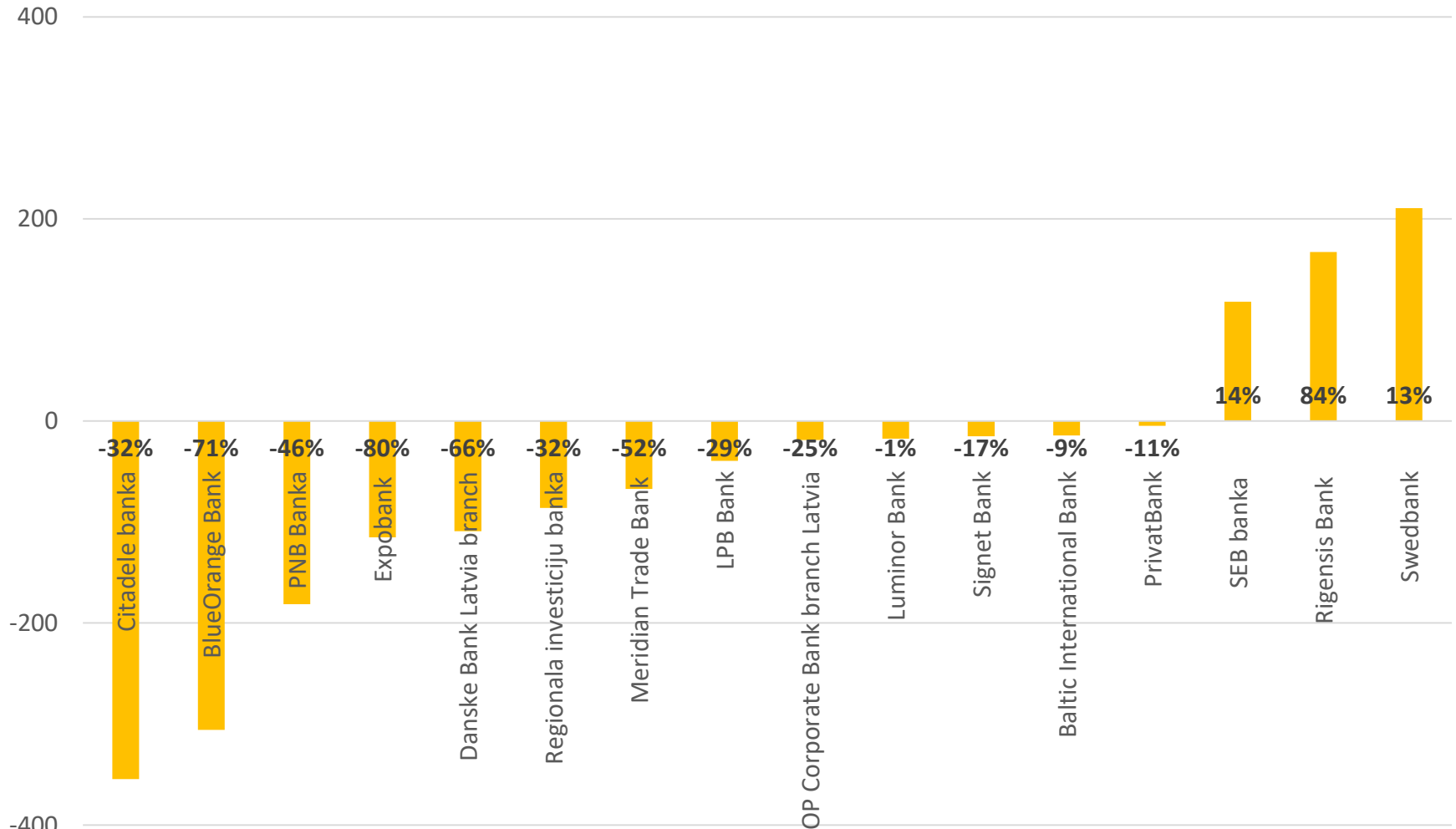
Change of deposits of private persons 31.12.2018 vs 31.12.2017, MEUR



Deposits of companies as of 31.12.2018, MEUR

Name	Value	Change in 2018	
Swedbank	1,871.2	210.6	12.7%
Luminor Bank	1,422.3	-17.5	-1.2%
SEB banka	956.3	118.0	14.1%
Citadele banka	767.2	-354.7	-31.6%
Rigensis Bank	366.1	167.3	84.1%
PNB Banka	213.1	-181.4	-46.0%
Regionala investiciju banka	182.9	-86.1	-32.0%
Baltic International Bank	142.3	-14.5	-9.2%
BlueOrange Bank	126.1	-305.9	-70.8%
LPB Bank	95.4	-39.5	-29.3%
Signet Bank	74.4	-15.3	-17.0%
Meridian Trade Bank	61.2	-67.4	-52.4%
Danske Bank Latvia branch	56.4	-109.2	-65.9%
OP Corporate Bank branch Latvia	56.3	-18.9	-25.1%
PrivatBank	39.4	-4.9	-11.0%
Expobank	29.7	-115.3	-79.5%
Total banking industry	6,901.6	-4,251.4	-38.1%
Altum	0.0	n/a	n/a

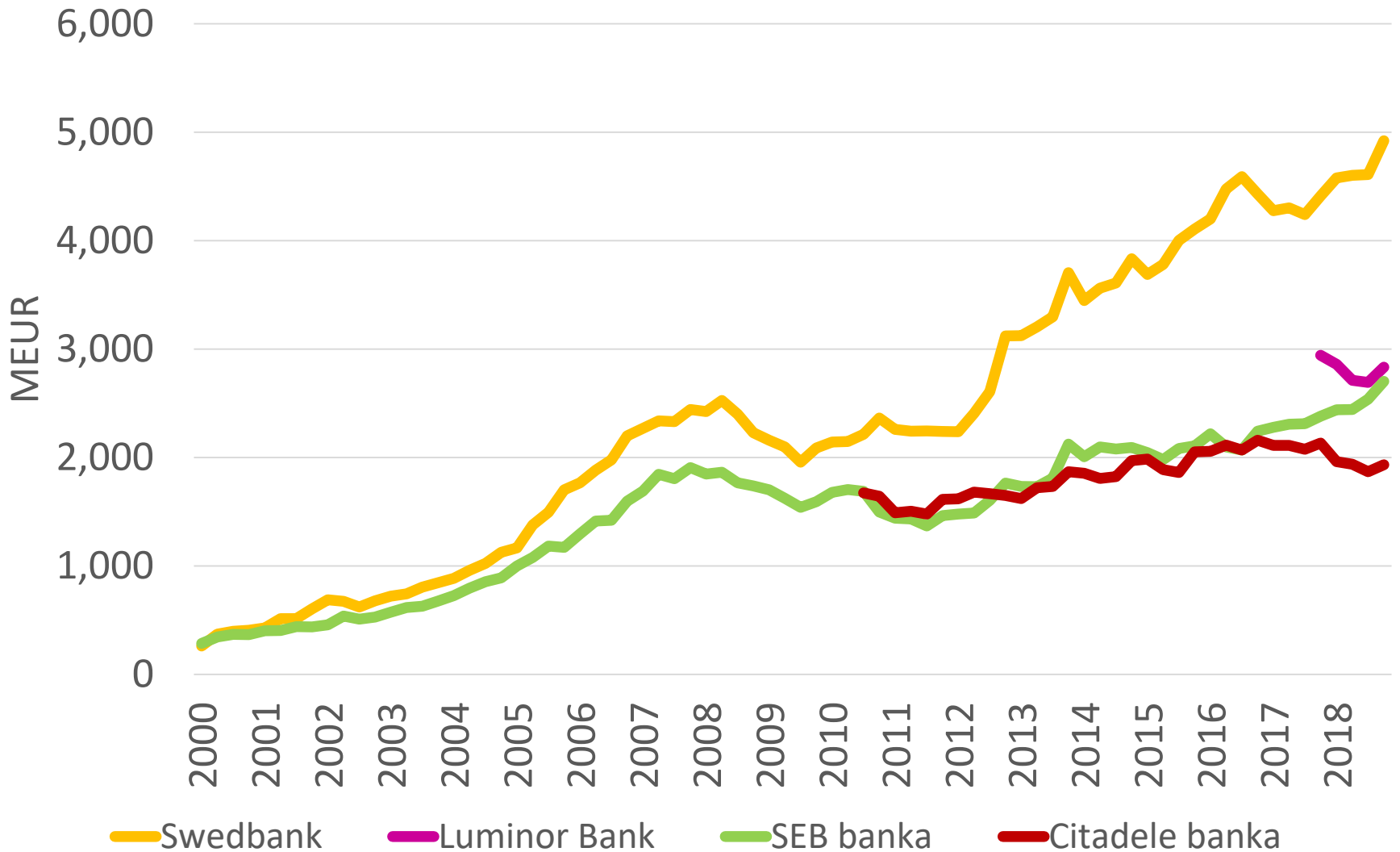
Change of deposits of companies 31.12.2018 vs 31.12.2017, MEUR



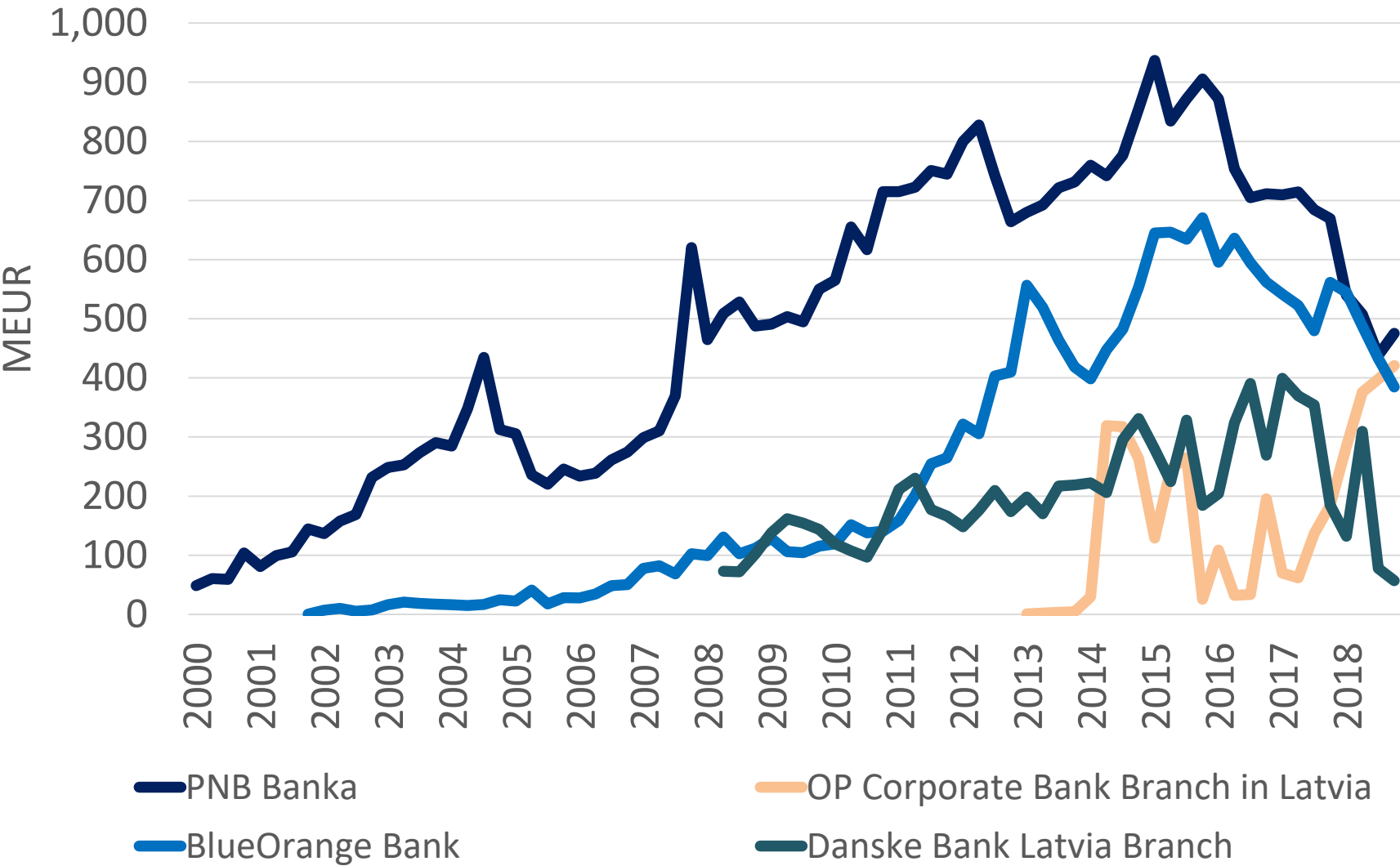
Deposits by term as of 31.12.2018, MEUR

Name	Deposits	Short term		Long term	
		Value	Proportion, %	Value	Proportion, %
Swedbank	4,921.7	4,408.9	89.6%	512.8	10.4%
Luminor Bank	2,832.2	2,267.7	80.1%	564.5	19.9%
SEB banka	2,702.5	2,222.9	82.3%	479.7	17.7%
Citadele banka	1,932.0	1,611.4	83.4%	320.6	16.6%
PNB Banka	475.3	245.3	51.6%	230.0	48.4%
OP Corporate Bank branch Latvia	421.1	421.0	100.0%	0.0	0.0%
Rigensis Bank	387.4	358.9	92.6%	28.5	7.4%
BlueOrange Bank	384.4	167.7	43.6%	216.7	56.4%
Baltic International Bank	243.1	184.9	76.1%	58.1	23.9%
Regionala investiciju banka	228.9	204.8	89.4%	24.2	10.6%
Meridian Trade Bank	171.4	125.4	73.1%	46.0	26.9%
LPB Bank	151.5	119.0	78.5%	32.5	21.5%
PrivatBank	151.1	59.5	39.4%	91.6	60.6%
Signet Bank	122.7	89.0	72.6%	33.6	27.4%
Danske Bank Latvia branch	56.9	56.9	100.0%	0.0	0.0%
Expobank	44.3	42.4	95.6%	1.9	4.4%
Total banking industry	16,332.5	13,180.5	80.7%	3,152.0	19.3%
Altum	0.0	0.0	0.0%	0.0	0.0%

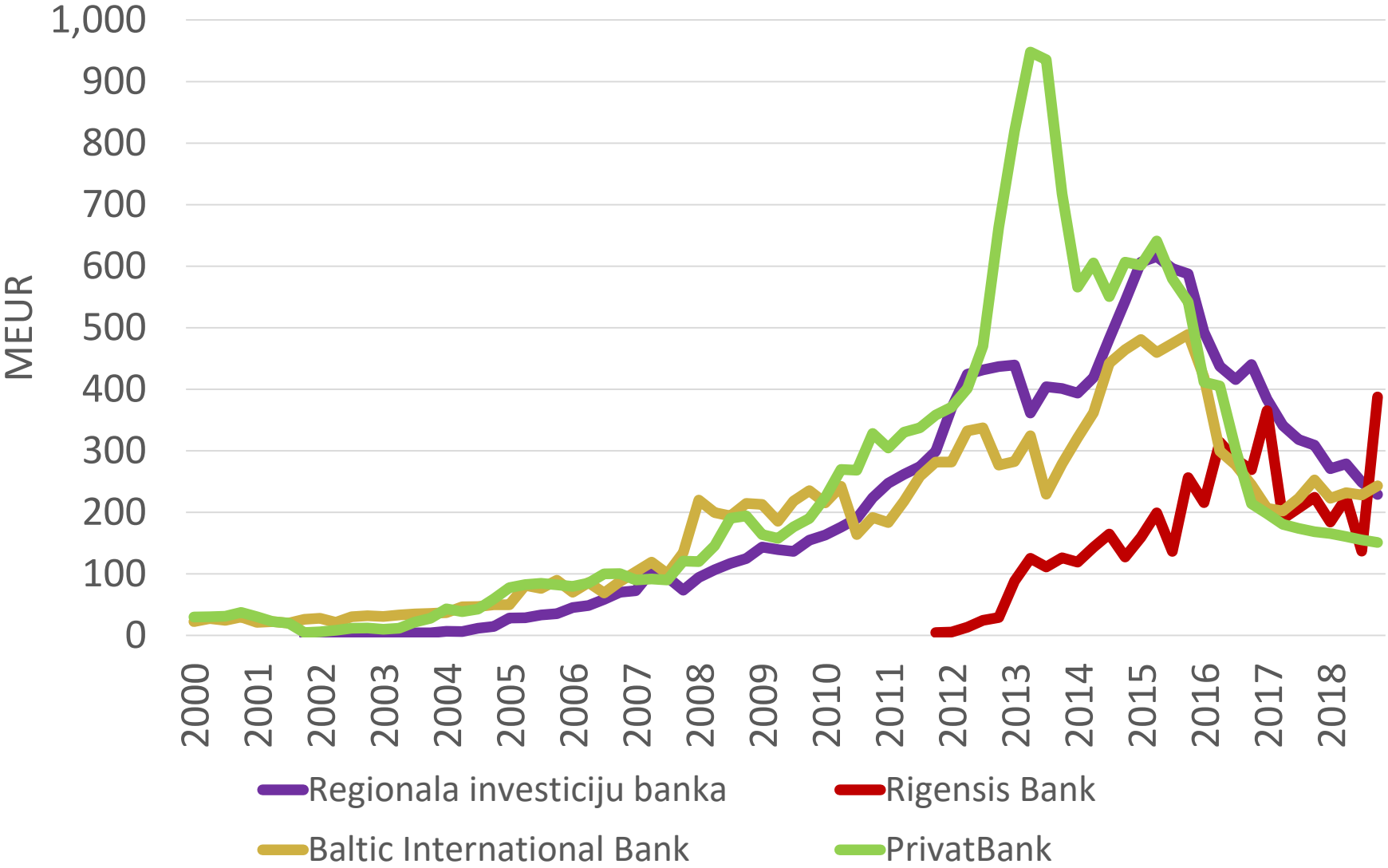
Deposits at banks 2000-2018 (1)



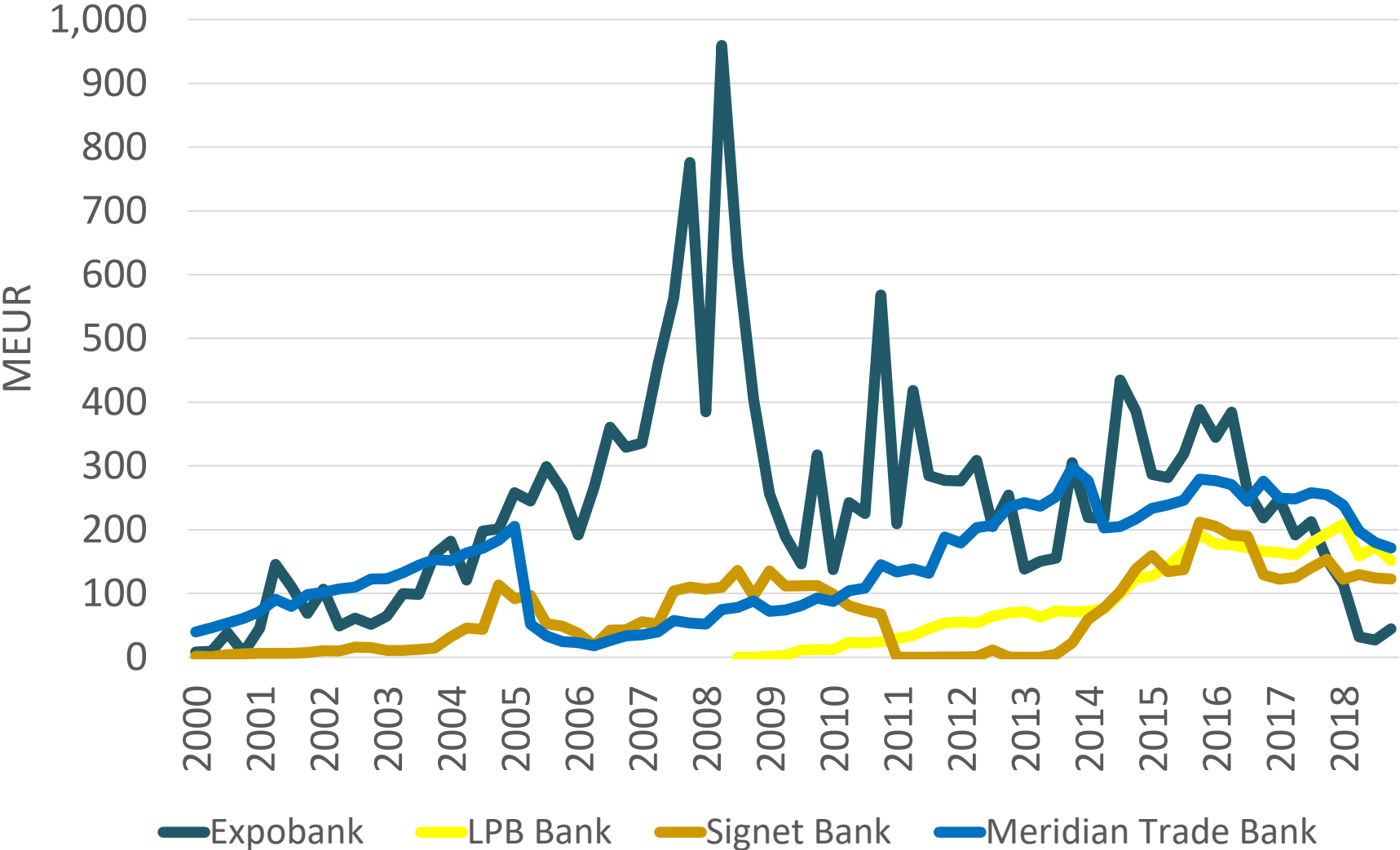
Deposits at banks 2000-2018 (2)



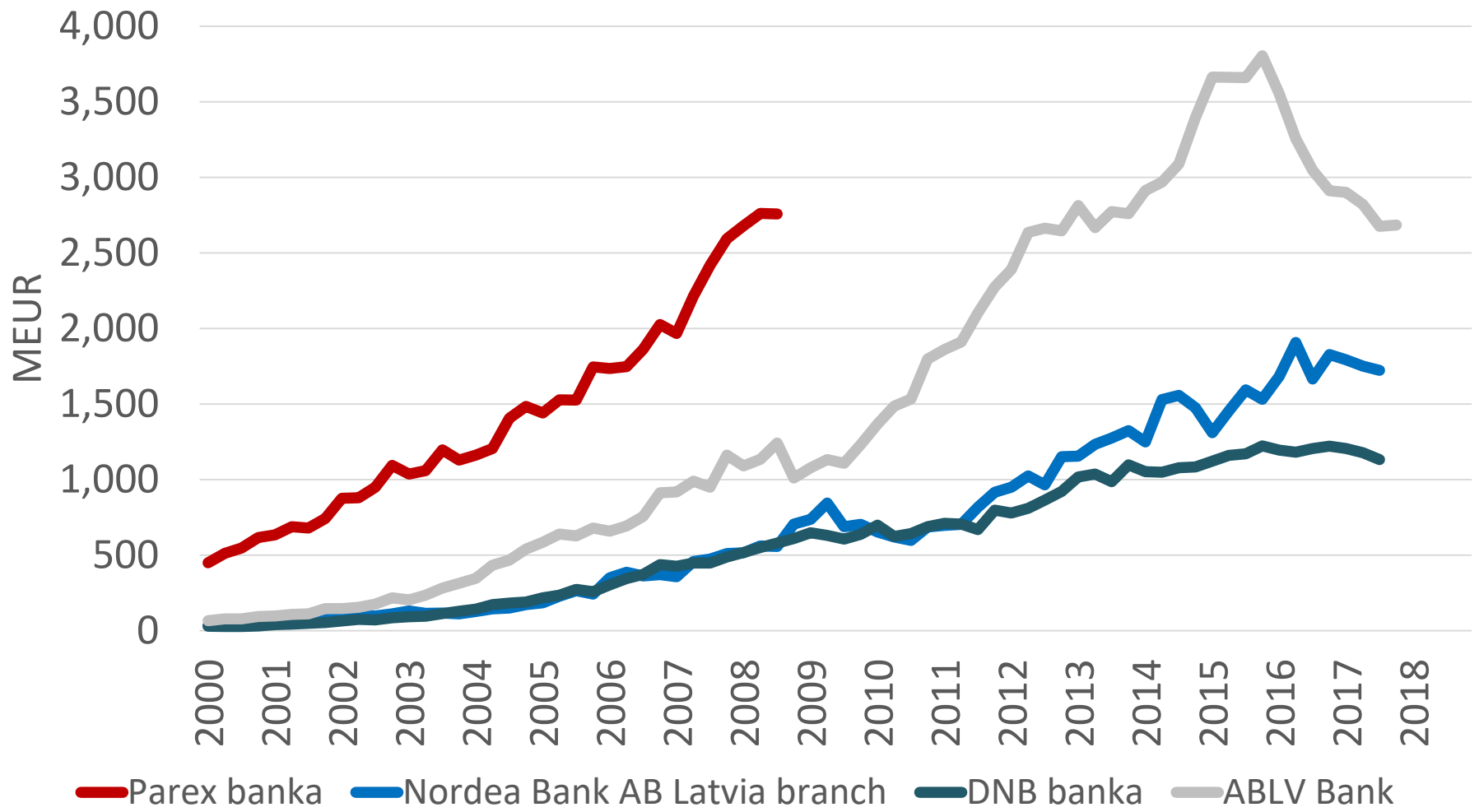
Deposits at banks 2000-2018 (3)



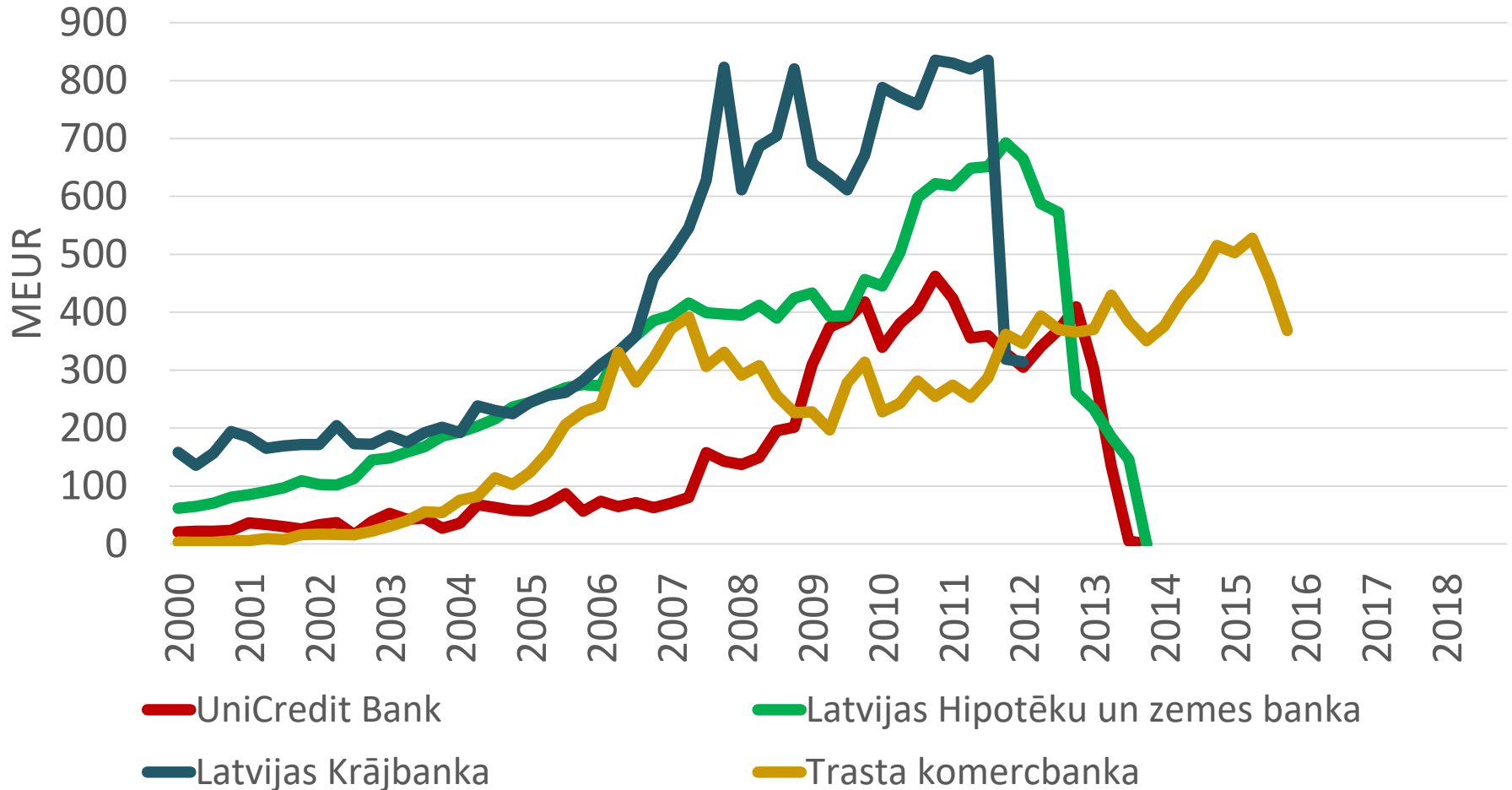
Deposits at banks 2000-2018 (4)



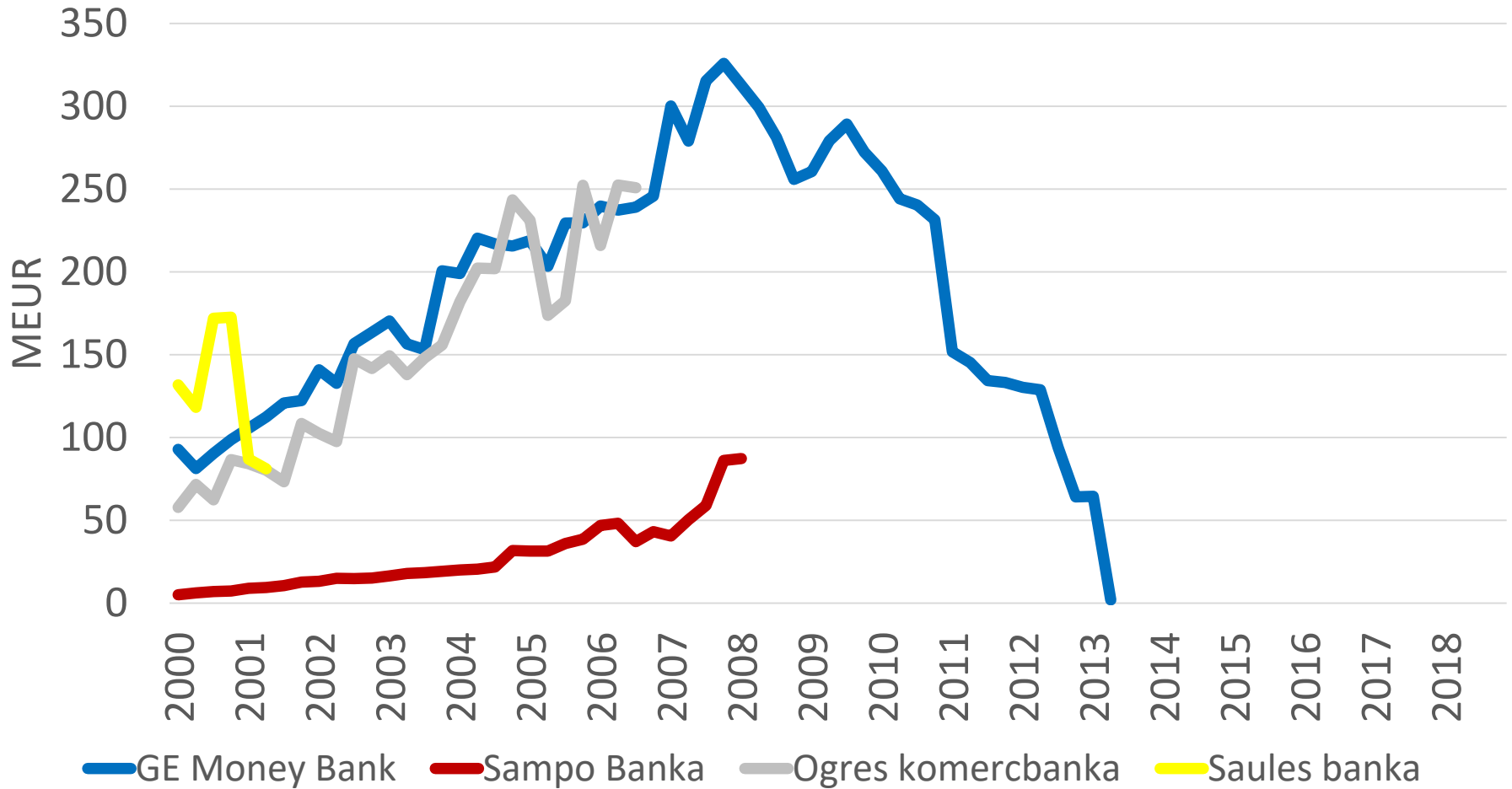
Historic: deposits at banks 2000-2018 (1)



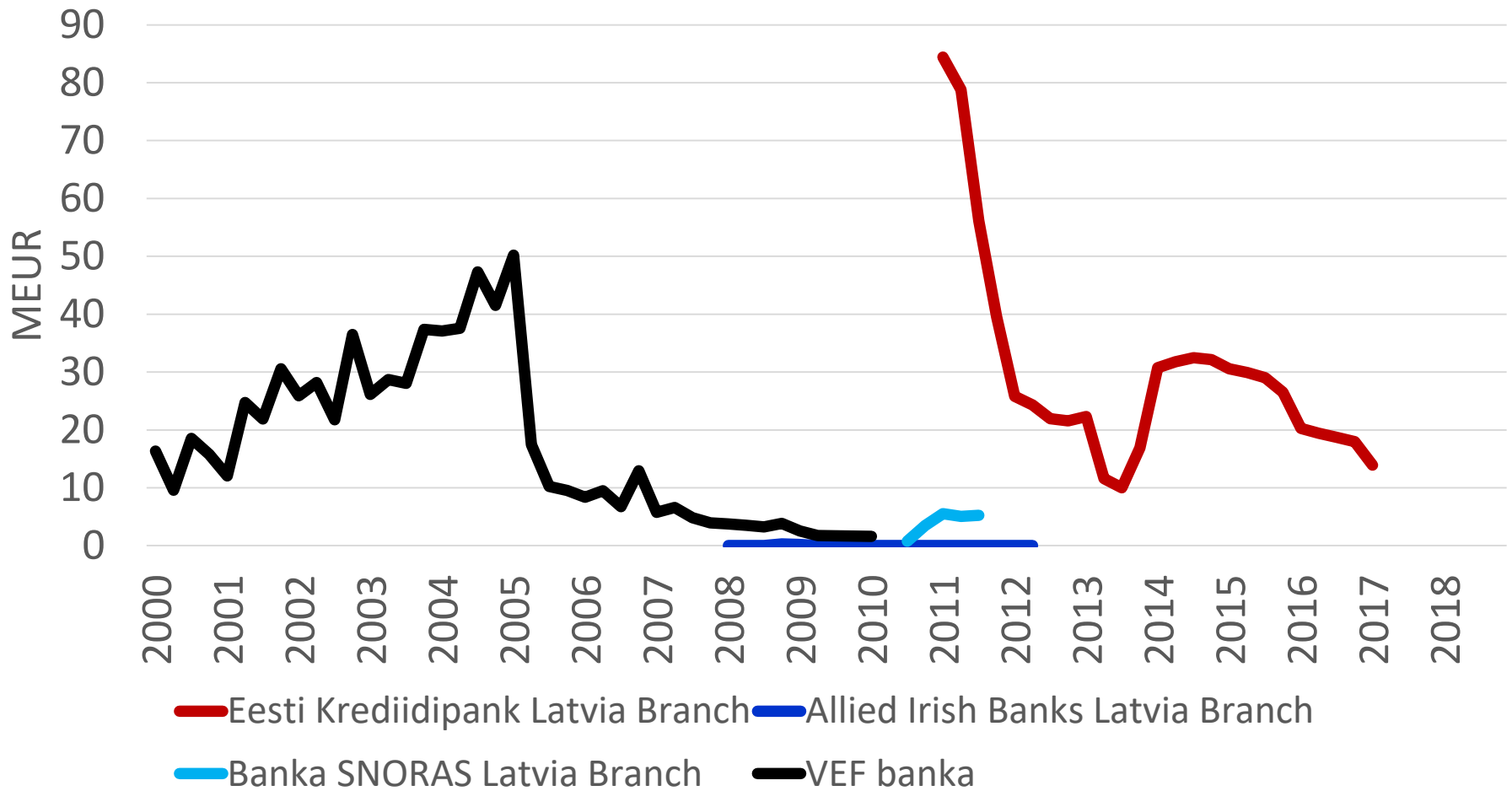
Historic: deposits at banks 2000-2018 (2)



Historic: deposits at banks 2000-2018 (3)



Historic: deposits at banks 2000-2018 (4)



6. ASSETS UNDER MANGEMENT AND ADMINISTRATION

Total* assets under management and administration as of 31.12.2018, MEUR

Name	Value
Swedbank	3,784.9
SEB banka	3,251.9
Citadele banka	1,298.4
Luminor Bank	928.1
Signet Bank	399.9
PNB Banka	387.4
Expobank	222.7
BlueOrange Bank	168.9
Regionala investiciju banka	88.0
Baltic International Bank	74.3
Rigensis Bank	35.7
LPB Bank	30.1
PrivatBank	13.2
Meridian Trade Bank	1.0
Danske Bank Latvia branch	0.0
OP Corporate Bank branch Latvia	0.0
Total banking industry	10,684.5
Altum	0.0

* - banks and investment management companies

Assets under management and administration at banks as of 31.12.2018, MEUR

Name	Value
Swedbank	2,104.6
SEB banka	1,856.4
Citadele banka	596.7
Luminor Bank	403.7
Signet Bank	345.0
Expobank	222.7
BlueOrange Bank	168.9
PNB Banka	131.0
Regionala investiciju banka	88.0
Baltic International Bank	74.3
Rigensis Bank	35.7
LPB Bank	30.1
PrivatBank	13.2
Meridian Trade Bank	1.0
Danske Bank Latvia branch	0.0
OP Corporate Bank branch Latvia	0.0
Total banking industry	6,071.1
Altum	0.0

Assets under management and administration at investment management companies as of 31.12.2018, MEUR

Name	Value
Swedbank	1,680.3
SEB banka	1,395.5
Citadele banka	701.7
Luminor Bank	524.5
PNB Banka	256.5
Signet Bank	54.9
Expobank	0.0
BlueOrange Bank	0.0
Regionala investiciju banka	0.0
Baltic International Bank	0.0
Rigensis Bank	0.0
LPB Bank	0.0
PrivatBank	0.0
Meridian Trade Bank	0.0
Danske Bank Latvia branch	0.0
OP Corporate Bank branch Latvia	0.0
Total banking industry	4,613.4
Altum	0.0

7. FINANCIAL RATIOS

Financial ratios as of 31.12.2018

Name	Capital Adequacy Ratio ¹	Liquidity coverage ratio ²	Return on Equity (ROE) ³	Return on Assets (ROA) ⁴
Baltic International Bank	13.7%	247.0%	-1.3%	-0.1%
BlueOrange Bank	18.0%	140.6%	11.2%	1.2%
Citadele banka	19.5%	226.4%	13.0%	1.4%
Expobank	61.4%	896.4%	1.2%	0.3%
LPB Bank	19.3%	201.6%	19.3%	2.4%
Luminor Bank	17.3%	180.0%	8.4%	0.9%
Meridian Trade Bank	9.7%	638.4%	12.6%	0.6%
PNB Banka	13.4%	286.5%	-9.3%	-0.9%
PrivatBank	28.2%	642.3%	-10.0%	-1.8%
Regionala investiciju banka	24.1%	193.0%	17.0%	2.0%
Rigensis Bank	19.8%	463.7%	4.8%	1.1%
SEB banka	18.7%	149.3%	12.2%	1.3%
Signet Bank	29.9%	763.7%	3.8%	0.4%
Swedbank	26.1%	329.0%	14.5%	2.0%

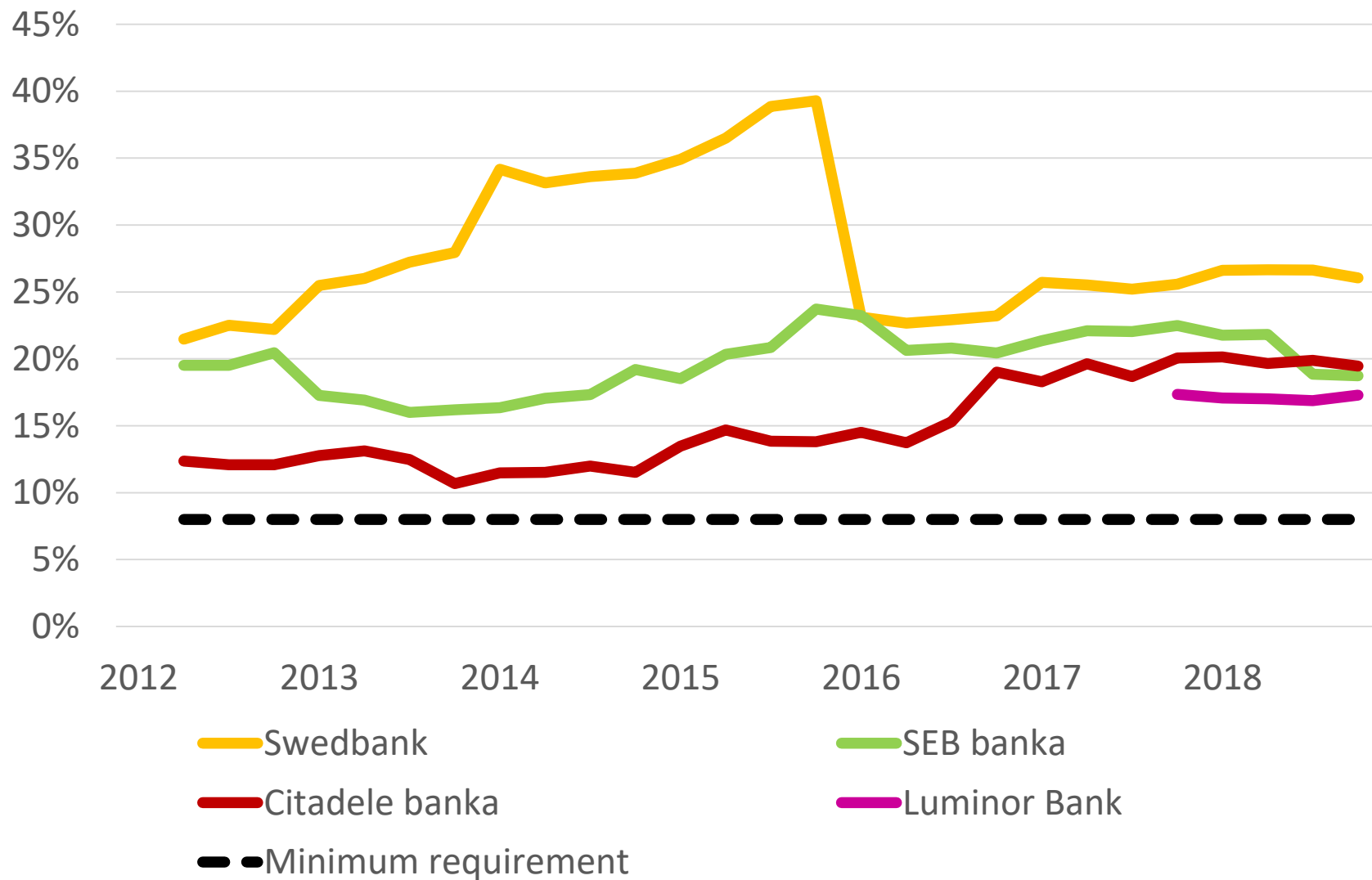
1 Total capital ratio, including adjustments; min requirement 8% according to legislation;

2 Minimum requirement 100%;

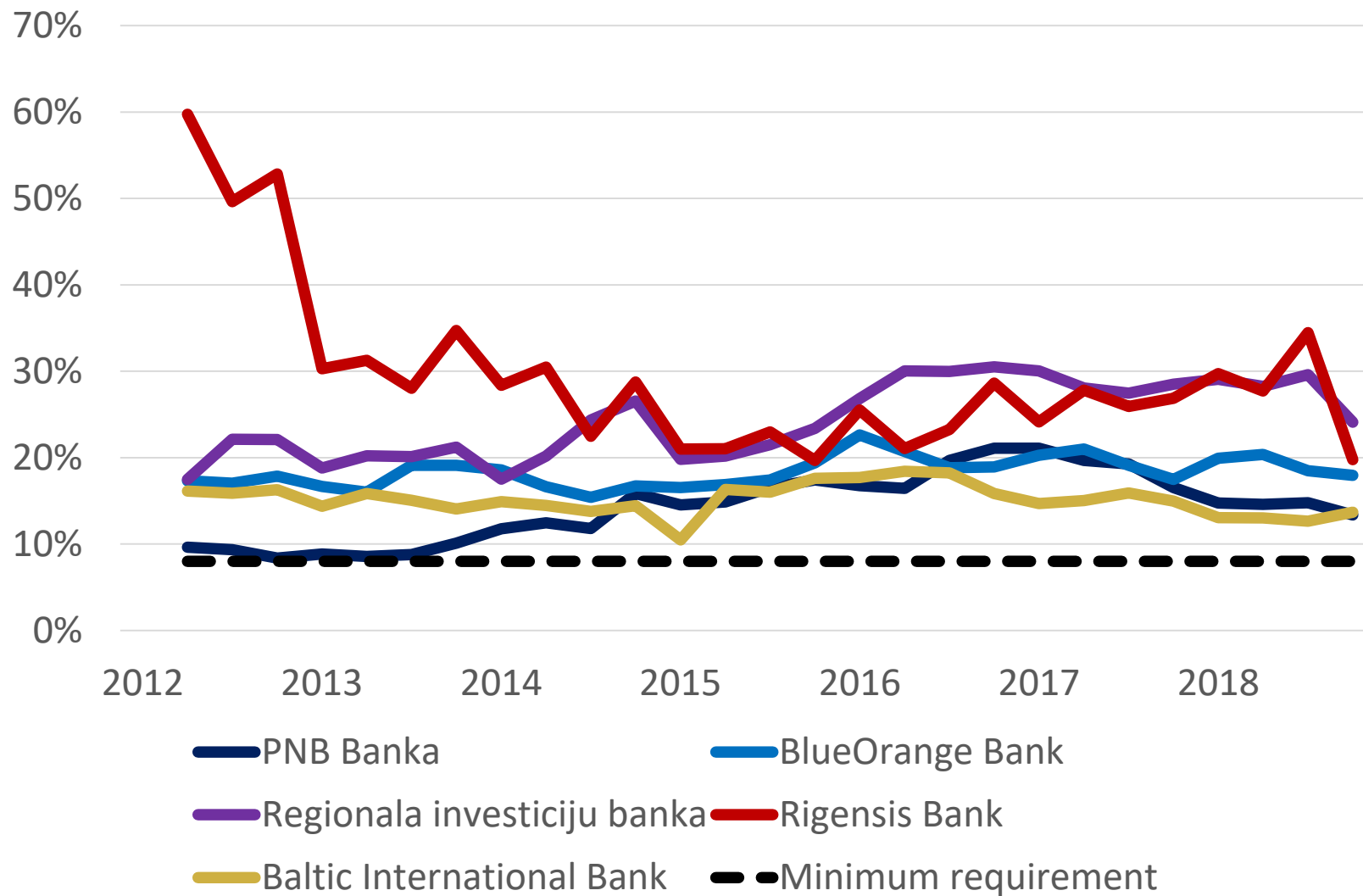
3 Return on equity (ROE) – proportion of annualized profit/loss of a period from average capital and reserves;

4 Return on assets (ROA) – proportion of annualized profit/loss of a period from average assets.

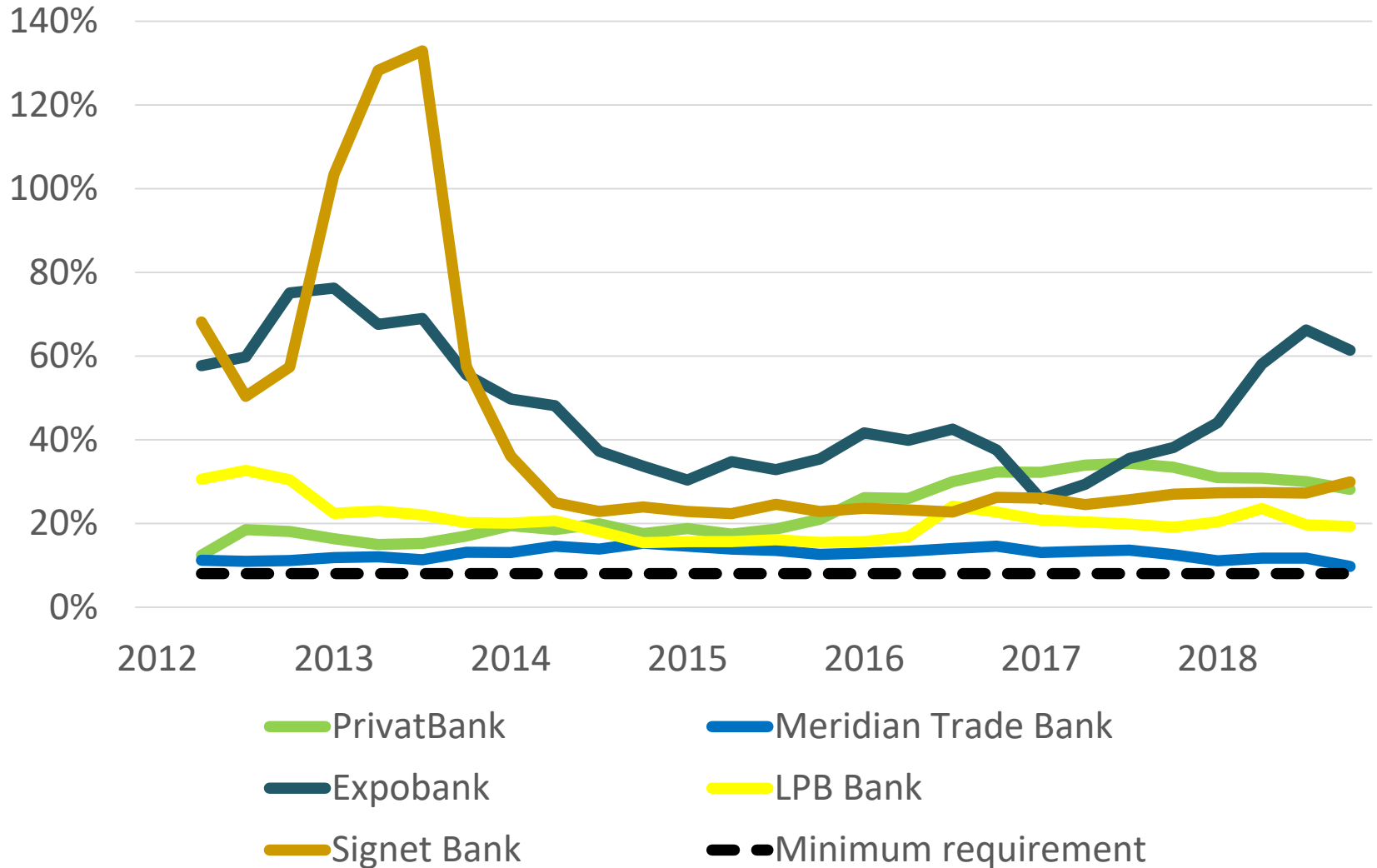
Capital adequacy ratio 2012-2018 (1)



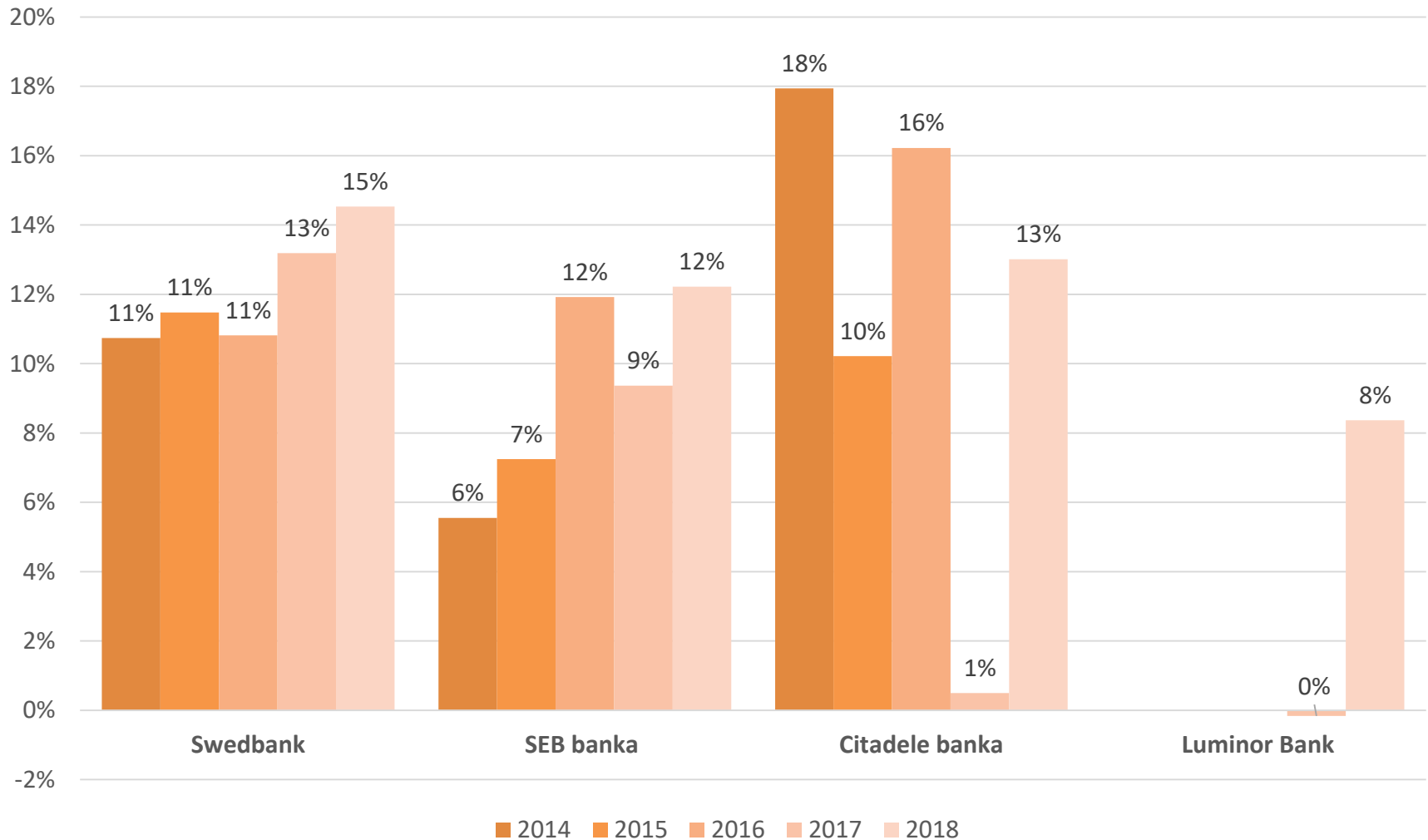
Capital adequacy ratio 2012-2018 (2)



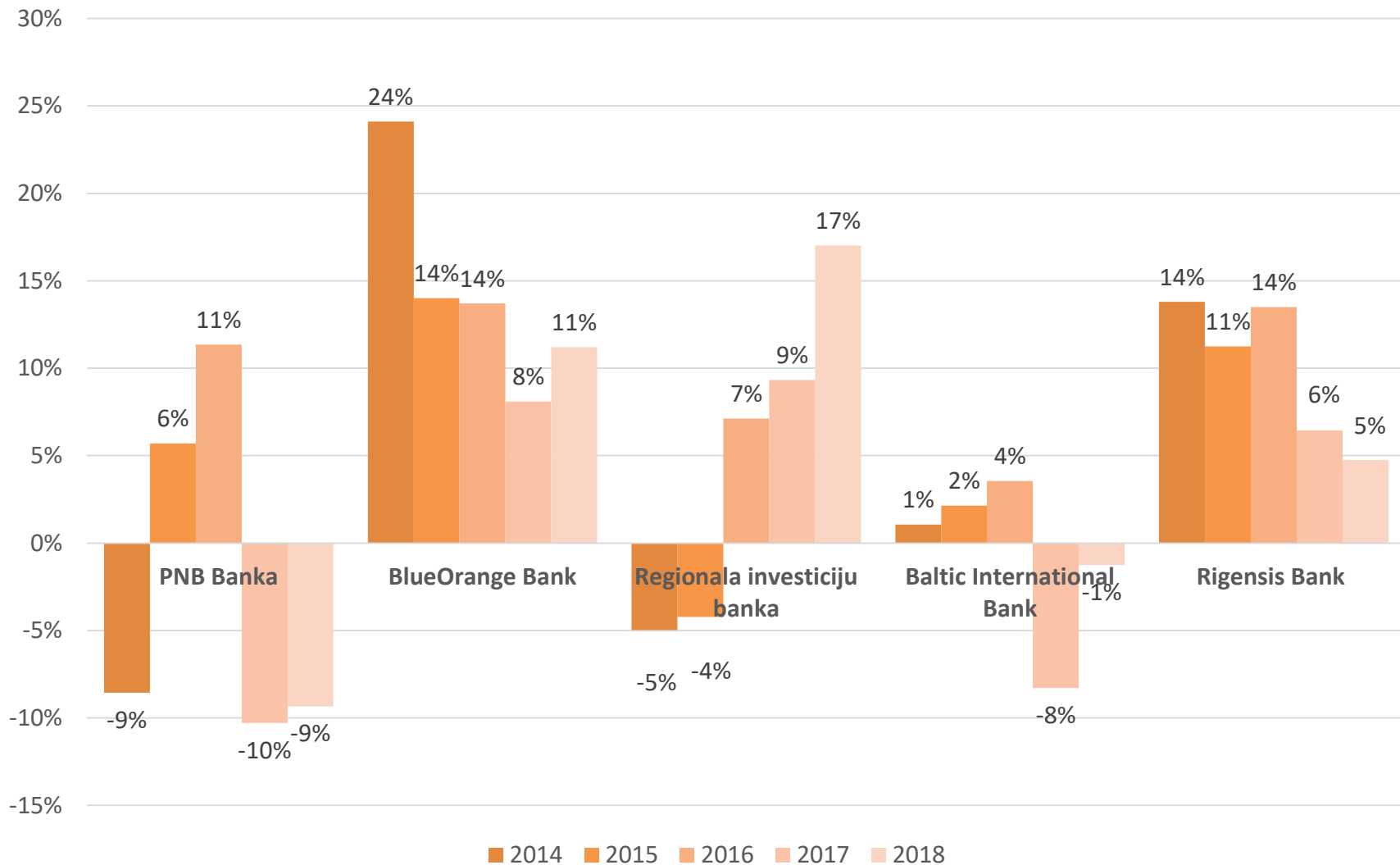
Capital adequacy ratio 2012-2018 (3)



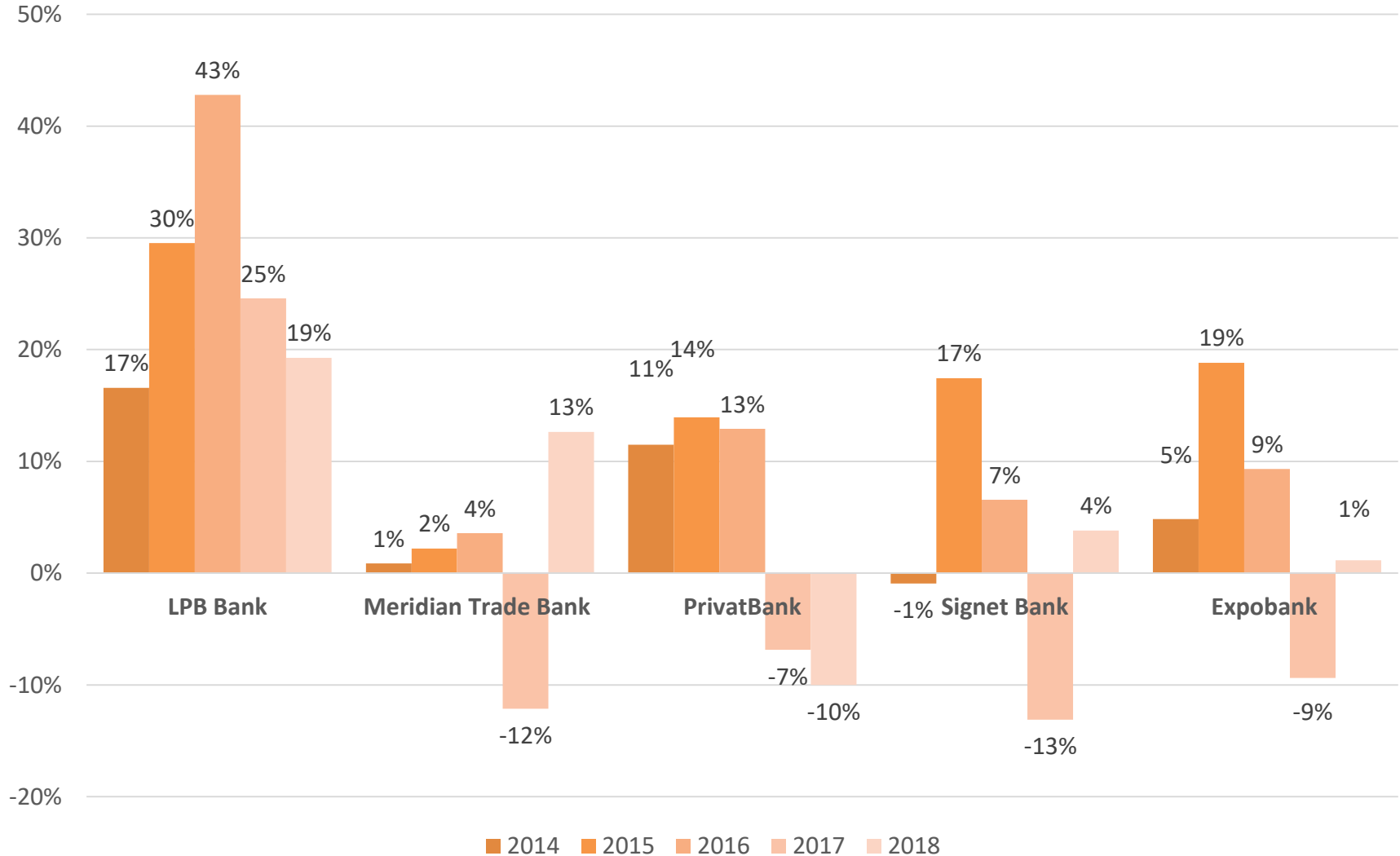
Return on equity 2014-2018 (1)



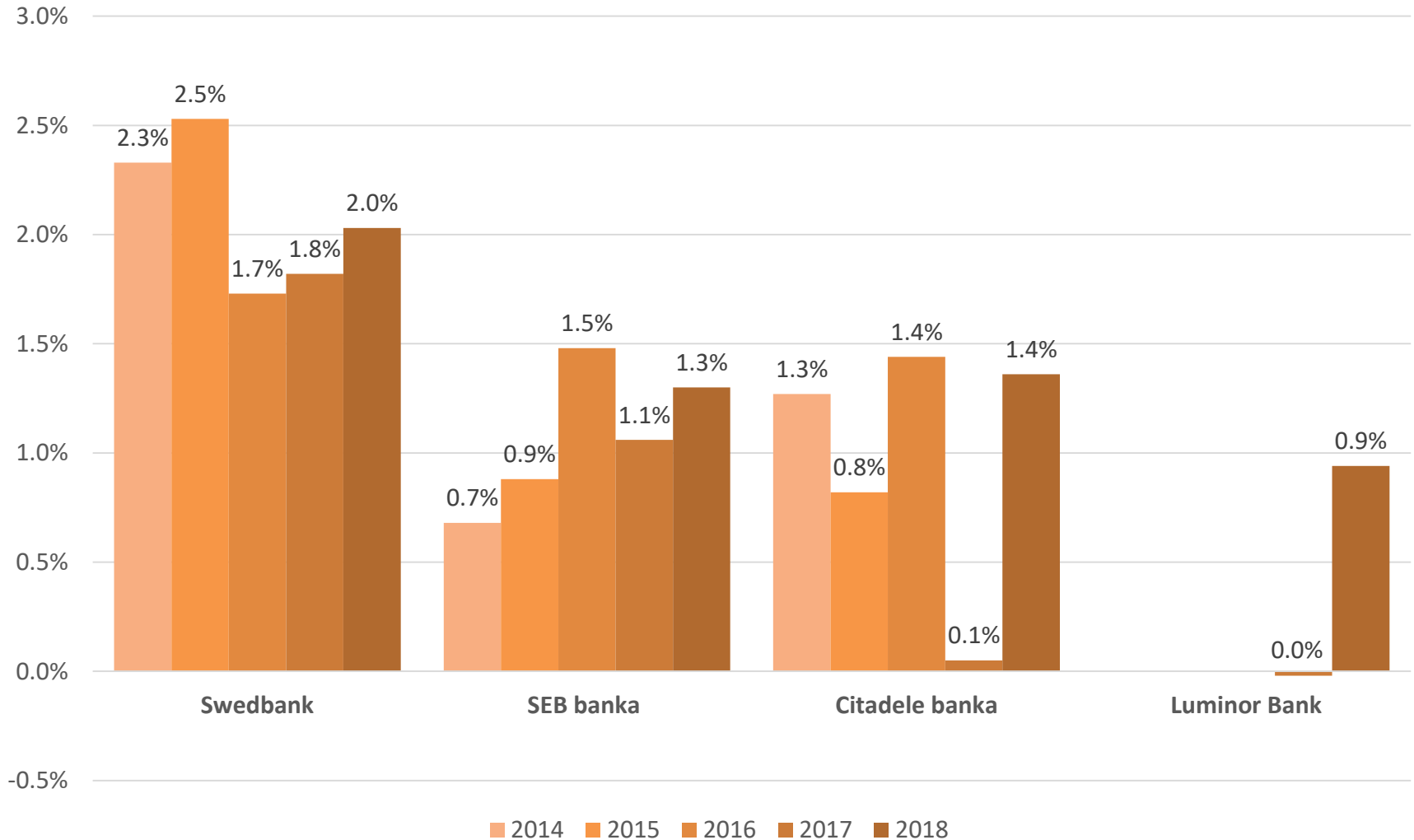
Return on equity 2014-2018 (2)



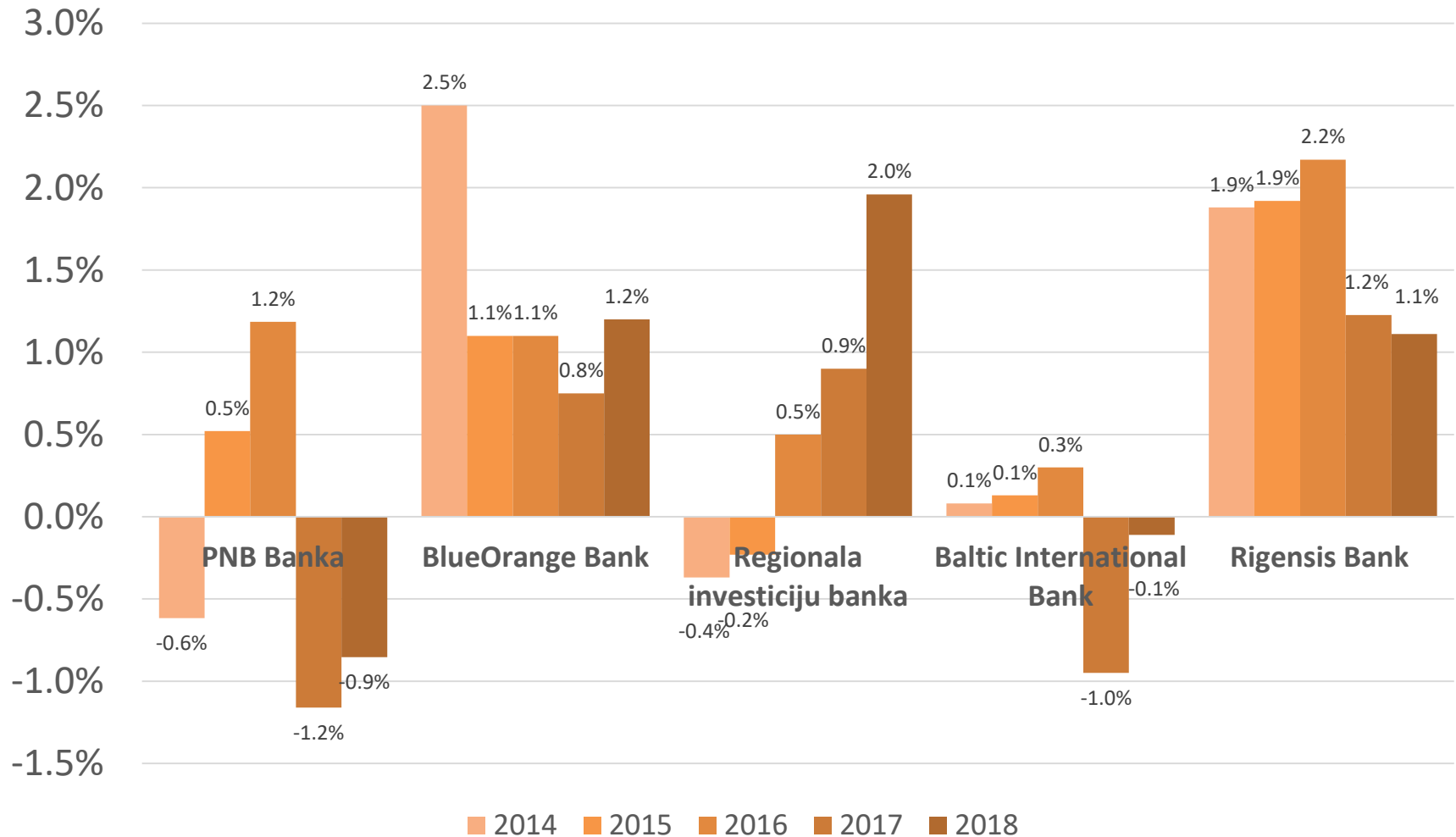
Return on equity 2014-2018 (3)



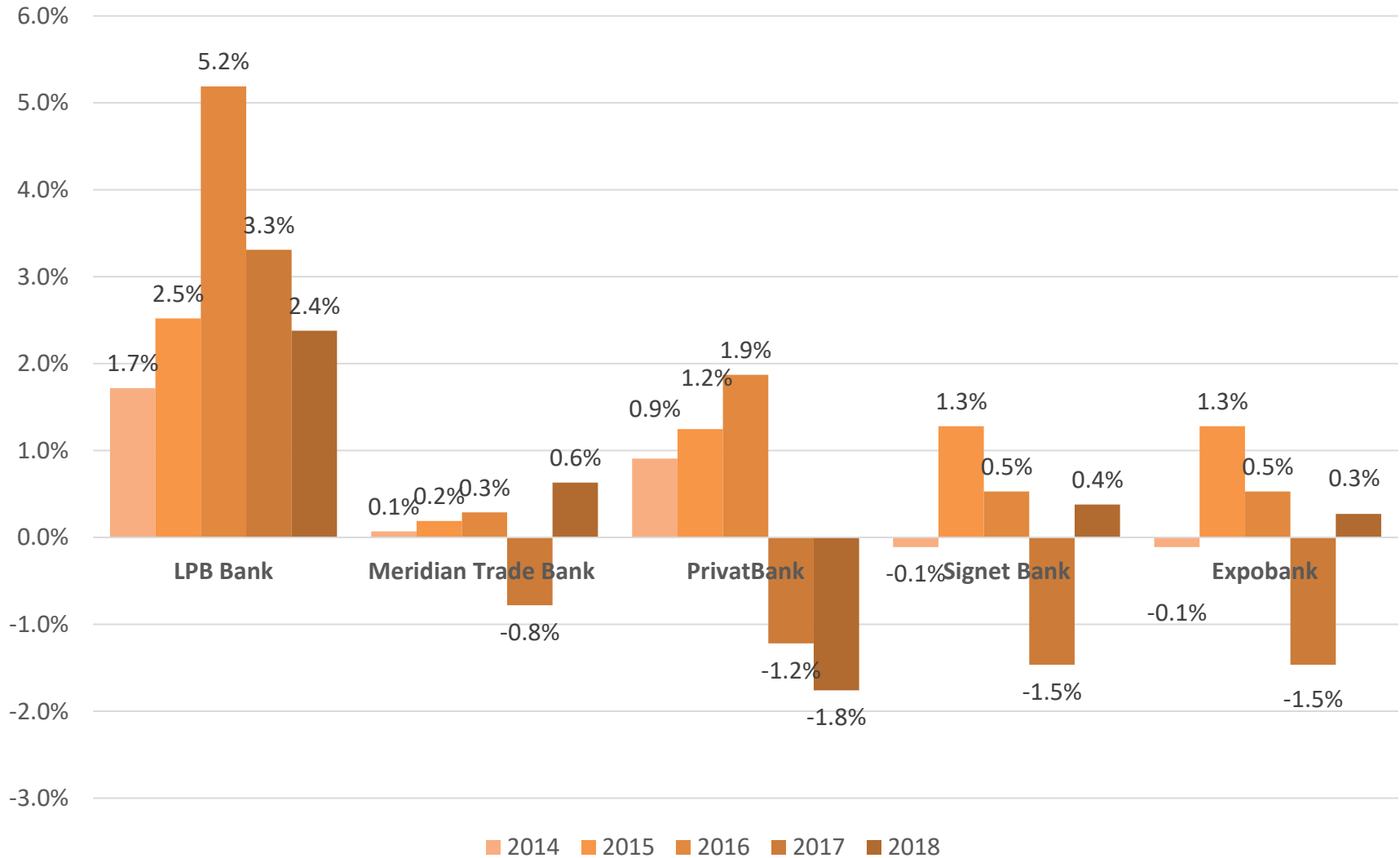
Return on assets 2014-2018 (1)



Return on assets 2014-2018 (2)



Return on assets 2014-2018 (3)



METHODOLOGY

- Data source: information from commercial banks, non-audited data;
- Capital of foreign branches is not separated and related ratios are not calculated;
- Profit of foreign branches is not reported;
- Data of the members of Finance Latvia Association is reported;
- Altum data available from the 2nd quarter 2018;
- Banking licence of ABLV Bank AS was cancelled on July 11, 2018; it influenced total banking sector results in the 3rd quarter 2018;
- Data of assets under management and administration is reported starting from 30.06.2018.

THANK YOU FOR YOUR ATTENTION!

 Doma laukumā 8A, Rīgā, LV-1050

 +371 67284528

 info@financelatvia.eu

 www.financelatvia.eu